



QUALITY CONTROL REPORT-BUCKET/PIPELINE										PAGE NO. 1200 H.P.	
CONTRACT NO. W912 78-18-D-0-103		CONTRACT TITLE Maintenance Dredge BW & T				CONTRACTOR Mike Hooks/Coastal Dredging				REPORT NO. 13	
CHARACTER OF REPORT		<input checked="" type="checkbox"/> MAINTENANCE <input type="checkbox"/> NEW WORK <input type="checkbox"/> ENVIRONMENTAL								DATE 06/10/2019	
DREDGE	NAME AND TYPE Coastal Rose DSC 18" Shark					SHIFTS PER DAY 2		DAYS PER WEEK 7			
	SIZE		HORSEPOWER			NO. OF CREW MEMBERS					
	PIPELINE 18"	DIPPER OR BUCKET	DREDGE PUMP 1200	SUCTION PIPE JET	CUTTER OR BUCKET 300 H.P.	DREDGE 15	SHORE 4	OTHER	TOTAL 19		
LOCATION/CHANNEL OF WORK											
LOCATION OF WORK		REACH DREDGED; STATION TO STATION 29+90 to 30+34			DISPOSAL AREA USED Upland		QTY DEPOSITED GROSS (CY) 473		CUMMULATIVE AND QTY DEPOSIT FOR DA (CY) 16229		
CHARACTER OF MATERIAL (%)		GRAVEL 80	SAND 20	CLAY	MUD	SILT	HARDPAN	STONE	SHELL	OTHER	
CHANNEL CONDITION		AVERAGE DEPTH				BEFORE DREDGING 9			AFTER DREDGING 11		
RIVER/TIDE STAGE		MIN 5.0		TIME		MAX 5.3		TIME		GAGE LOCATION	
		MIN		TIME		MAX		TIME		GAGE DATUM msl	
WEATHER CONDITION		WEATHER Partly Cloudy			TEMP (min/max) 70/89		VISIBILITY Clear		WIND Calm		
WORK PERFORMED						DISTRIBUTION OF WORK					
ITEM		UNIT		QUANTITY		EFFECTIVE WORKING TIME (CHARGEABLE TO COST OF WORK)				HR.	MIN.
AVERAGE WIDTH OF CUT		FT		145		PUMPING OR DREDGING				6	00
TOTAL ADVANCE THIS PERIOD		FT		44		PCT OF EFFECTIVE TIME					
TOTAL ADVANCE PREVIOUSLY		FT		1295		BOOSTER (IN LINE)					
TOTAL ADVANCE TO DATE		FT		1339		NON-EFFECTIVE WORKING TIME (CHARGEABLE COST OF WORK)					
SCOWS LOADED		NUMBER				HANDLING PIPE LINES					
AVERAGE LOAD PER SCOW		CY				HANDLING ANCHOR LINES				35	
						CLEARING PUMP AND PUMP LINES				50	
						CLEARING CUTTER AND SUCTION HEAD				50	
FLOATING PIPE 2000		SHORE PIPE 1000'		SUBMERGED PIPE		WAITING FOR SCOWS					
TOTAL LENGTH OF DISCHARGE PIPE		FT 3000				TO AND FROM WHARF OR ANCHORAGE					
CUBIC YARDS REMOVED		GROSS		CREDITED		CHANGING LOCATION OF PLANT ON JOB					
AMOUNT DREDGE THIS DATE		473		425		LOSS DUE TO OPPOSING NATURAL ELEMENTS					
AMOUNT PREVIOUSLY REPORTED		15756		14183		SHORE LINE AND SHORE WORK					
TOTAL AMOUNT DREDGED TO DATE		16229		14608		WAITING FOR BOOSTER					
AMOUNT DREDGED PER PUMPING/CUTTING HR		79		71		MINOR OPERATING REPAIRS (EXPLAIN IN REMARKS)					
						WAITING FOR ATTENDANT PLANT					
						PREPARATION AND MAKING UP TOW					
						TRANSFERRING PLANT BETWEEN WORKS					
						LAY TIME OFF SHIFT AND SATURDAYS					
						SUNDAYS AND HOLIDAYS					
						FIRE DRILL					
FUEL		BBL				MOVING OUT OF WAY OF TRAFFIC				1	35
ELECTRICITY		KW				MISCELLANEOUS (EXPLAIN IN REMARKS)					
LUBRICANTS		GAL				TOTAL NON-EFFECTIVE TIME				3	50
						PCT. OF NON-EFFECTIVE					
MOB DATE		DREDGE START		DEMOB DATE		TOTAL EFFECTIVE AND NON-EFFECTIVE TIME (CHARGEABLE TO COST OF WORK)				9	50

QUALITY CONTROL REPORT-BUCKET/PIPELINE					PAGE NO. 2	
CONTRACT NO. W912 78-18-D-0-103		CONTRACT TITLE Maintenance Dredge BW & T		CONTRACTOR Mike Hooks/Coastal Dredging		REPORT NO. 13
DREDGE						DATE 06/10/2019
ATTENDANT PLANT				LOST TIME (NOT CHARGEABLE TO COST OF WORK)		
ITEM	NAME OR NUMBER	H.P.	HOURS		HR	MIN
				MAJOR REPAIRS	13	55
				CESSATION		
				COLLISIONS		
				MISCELLANEOUS		15
				TOTAL LOST TIME		
				PERCENTAGE OF TOTAL TIME		
				TOTAL TIME IN PERIOD	14	10
QC NARRATIVE(S) GENERAL COMMENTS <p>Fred Davis USACE instructed to start dredge back up at 29+50 and re-sweep to 12' corrected. Re-instructed to start back up at 30+00. Major repairs were to replace broken section of floating pipeline. Prior to start up, dredge was relocated to south end of cut and turned around and on standby for traffic.</p> SAFETY <p>All crew members were observed wearing required ppe.</p>						
CONTRACTOR CERTIFICATION		On behalf of the contractor, I certify that this Report is complete and correct and all equipment and material used and work performed during this Reporting period are in compliance with the contract plans and specifications, to the best of my knowledge, except as noted above.				
QC REPRESENTATIVE'S SIGNATURE 		DATE 6/11/2019		SUPERINTENDENT'S INITIALS 		DATE 6/11/2019

QUALITY CONTROL REPORT-BUCKET/PIPELINE										PAGE NO. 1	
CONTRACT NO. W912 78-18-D-0-103		CONTRACT TITLE Maintenance Dredge BW & T				CONTRACTOR Mike Hooks/Coastal Dredging				REPORT NO. 14	
CHARACTER OF REPORT		<input checked="" type="checkbox"/> MAINTENANCE <input type="checkbox"/> NEW WORK <input type="checkbox"/> ENVIRONMENTAL								DATE 06/11/2019	
DREDGE		NAME AND TYPE Coastal Rose DSC 18" Shark					SHIFTS PER DAY 2500'		DAYS PER WEEK 7		
		SIZE		HORSEPOWER			NO. OF CREW MEMBERS				
		PIPELINE 18"	DIPPER OR BUCKET	DREDGE PUMP 1200	SUCTION PIPE JET	CUTTER OR BUCKET 300 H.P.	DREDGE 15	SHORE 4	OTHER	TOTAL 19	
LOCATION/CHANNEL OF WORK											
LOCATION OF WORK		REACH DREDGED; STATION TO STATION 30+34 to 32+16			DISPOSAL AREA USED Upland		QTY DEPOSITED GROSS (CY) 2932		CUMMULATIVE AND QTY DEPOSIT FOR DA (CY) 19161		
CHARACTER OF MATERIAL (%)		GRAVEL 70	SAND 30	CLAY	MUD	SILT	HARDPAN	STONE	SHELL	OTHER	
CHANNEL CONDITION		AVERAGE DEPTH			BEFORE DREDGING 9			AFTER DREDGING 11			
RIVER/TIDE STAGE		MIN 4.5		TIME		MAX 5.0		TIME		GAGE LOCATION	
		MIN		TIME		MAX		TIME		GAGE DATUM msl	
WEATHER CONDITION		WEATHER Partly Cloudy			TEMP (min/max) 70/89		VISIBILITY clear		WIND Calm		
WORK PERFORMED						DISTRIBUTION OF WORK					
ITEM	UNIT	QUANTITY				EFFECTIVE WORKING TIME (CHARGEABLE TO COST OF WORK)			HR.	MIN.	
AVERAGE WIDTH OF CUT	FT	145				PUMPING OR DREDGING			19	20	
TOTAL ADVANCE THIS PERIOD	FT	1137				PCT OF EFFECTIVE TIME					
TOTAL ADVANCE PREVIOUSLY	FT	182				BOOSTER (IN LINE)					
TOTAL ADVANCE TO DATE	FT	1319				NON-EFFECTIVE WORKING TIME (CHARGEABLE COST OF WORK)					
SCOWS LOADED	NUMBER					HANDLING PIPE LINES					
AVERAGE LOAD PER SCOW	CY					HANDLING ANCHOR LINES			1	45	
FLOATING PIPE 2000 Shore PIPE 1000' SUBMERGED PIPE						CLEARING PUMP AND PUMP LINES				25	
						CLEARING CUTTER AND SUCTION HEAD					
TOTAL LENGTH OF DISCHARGE PIPE FT 3000						WAITING FOR SCOWS					
CUBIC YARDS REMOVED						TO AND FROM WHARF OR ANCHORAGE					
						CHANGING LOCATION OF PLANT ON JOB					
GROSS		CREDITED		LOSS DUE TO OPPOSING NATURAL ELEMENTS							
AMOUNT DREDGE THIS DATE	2932	2539		SHORE LINE AND SHORE WORK							
AMOUNT PREVIOUSLY REPORTED	16229	14608		WAITING FOR BOOSTER							
TOTAL AMOUNT DREDGED TO DATE	19161	17247		MINOR OPERATING REPAIRS (EXPLAIN IN REMARKS)							
AMOUNT DREDGED PER PUMPING/CUTTING HR	152	137		WAITING FOR ATTENDANT PLANT							
OPERATING SUPPLIES						PREPARATION AND MAKING UP TOW					
						TRANSFERRING PLANT BETWEEN WORKS					
COMMODITY		CONSUMED		CREDITED		LAY TIME OFF SHIFT AND SATURDAYS					
ITEM	UNIT	QUANTITY	QUANTITY	SUNDAYS AND HOLIDAYS							
FUEL	BBL			FIRE DRILL							
ELECTRICITY	KW			MOVING OUT OF WAY OF TRAFFIC			2	30			
LUBRICANTS	GAL			MISCELLANEOUS (EXPLAIN IN REMARKS)							
MOB DATE DREDGE START DEMOB DATE						TOTAL NON-EFFECTIVE TIME			4	40	
						PCT. OF NON-EFFECTIVE					
						TOTAL EFFECTIVE AND NON-EFFECTIVE TIME (CHARGEABLE TO COST OF WORK)			24	00	

QUALITY CONTROL REPORT-BUCKET/PIPELINE				PAGE NO. 2	
CONTRACT NO. W912 78-18-D-0-103		CONTRACT TITLE Maintenance Dredge BW & T		CONTRACTOR Mike Hooks/Coastal Dredging	
DREDGE				REPORT NO. 14	
				DATE 06/11/2019	
ATTENDANT PLANT				LOST TIME (NOT CHARGEABLE TO COST OF WORK)	
ITEM	NAME OR NUMBER	H.P.	HOURS		
				MAJOR REPAIRS	
				CESSATION	
				COLLISIONS	
				MISCELLANEOUS	
				TOTAL LOST TIME	
				PERCENTAGE OF TOTAL TIME	
				TOTAL TIME IN PERIOD	

QC NARRATIVE(S)

GENERAL COMMENTS



Broken section of HDPE floating pipe was fused.

Error in advance found in June 6th report. Advance report on June 6 was 252, actual advance was 50. Total previous for this report was recalculated to reflect correct advance to date.

Fleeting signs were installed north and south of channel.

SAFETY

All crew members were observed wearing required ppe.


CONTRACTOR CERTIFICATION		On behalf of the contractor, I certify that this Report is complete and correct and all equipment and material used and work performed during this Reporting period are in compliance with the contract plans and specifications, to the best of my knowledge, except as noted above.			
QC REPRESENTATIVE'S SIGNATURE 		DATE 6/12/2019		SUPERINTENDENT'S INITIALS 	
				DATE 6/12/2019	

QUALITY CONTROL REPORT-BUCKET/PIPELINE										PAGE NO. 1	
CONTRACT NO. W912 78-18-D-0-103		CONTRACT TITLE Maintenance Dredge BW & T				CONTRACTOR Mike Hooks/Coastal Dredging				REPORT NO. 15	
CHARACTER OF REPORT		<input checked="" type="checkbox"/> MAINTENANCE <input type="checkbox"/> NEW WORK <input type="checkbox"/> ENVIRONMENTAL								DATE 06/12/2019	
DREDGE		NAME AND TYPE Coastal Rose DSC 18" Shark					SHIFTS PER DAY 2		DAYS PER WEEK 7		
		SIZE		HORSEPOWER			NO. OF CREW MEMBERS				
		PIPELINE 18"	DIPPER OR BUCKET	DREDGE PUMP 1200	SUCTION PIPE JET	CUTTER OR BUCKET 300 H.P.	DREDGE 15	SHORE 4	OTHER	TOTAL 19	
LOCATION/CHANNEL OF WORK											
LOCATION OF WORK		REACH DREDGED; STATION TO STATION 32+16 to 34+40			DISPOSAL AREA USED Upland		QTY DEPOSITED GROSS (CY) 1439		CUMULATIVE AND QTY DEPOSIT FOR DA (CY) 20600		
CHARACTER OF MATERIAL (%)		GRAVEL 70	SAND 30	CLAY	MUD	SILT	HARDPAN	STONE	SHELL	OTHER	
CHANNEL CONDITION		AVERAGE DEPTH			BEFORE DREDGING 10.5			AFTER DREDGING 12			
RIVER/TIDE STAGE		MIN 4.4		TIME		MAX 4.4		TIME		GAGE LOCATION	
		MIN		TIME		MAX		TIME		GAGE DATUM msl	
WEATHER CONDITION		WEATHER Clear			TEMP (min/max) 70/80		VISIBILITY Clear		WIND Calm		
WORK PERFORMED						DISTRIBUTION OF WORK					
ITEM		UNIT		QUANTITY		EFFECTIVE WORKING TIME (CHARGEABLE TO COST OF WORK)				HR.	MIN.
AVERAGE WIDTH OF CUT		FT		145		PUMPING OR DREDGING				14	00
TOTAL ADVANCE THIS PERIOD		FT		224		PCT OF EFFECTIVE TIME					
TOTAL ADVANCE PREVIOUSLY		FT		1319		BOOSTER (IN LINE)					
TOTAL ADVANCE TO DATE		FT		1543		NON-EFFECTIVE WORKING TIME (CHARGEABLE COST OF WORK)					
SCOWS LOADED		NUMBER				HANDLING PIPE LINES				1	35
AVG BE LOAD PER SCOW		CY				HANDLING ANCHOR LINES					50
						CLEARING PUMP AND PUMP LINES				1	20
						CLEARING CUTTER AND SUCTION HEAD				1	15
FLOATING PIPE 2500'		SHORE PIPE 1000'		SUBMERGED PIPE		WAITING FOR SCOWS					
TOTAL LENGTH OF DISCHARGE PIPE		FT		3500		TO AND FROM WHARF OR ANCHORAGE					
CUBIC YARDS REMOVED		GROSS		CREDITED		CHANGING LOCATION OF PLANT ON JOB					
AMOUNT DREDGE THIS DATE		1439		1295		LOSS DUE TO OPPOSING NATURAL ELEMENTS					
AMOUNT PREVIOUSLY REPORTED		19161		17247		SHORE LINE AND SHORE WORK					
TOTAL AMOUNT DREDGED TO DATE		20600		18542		WAITING FOR BOOSTER					
AMOUNT DREDGED PER PUMPING/CUTTING HR		103		93		MINOR OPERATING REPAIRS (EXPLAIN IN REMARKS)					
						WAITING FOR ATTENDANT PLANT					
						PREPARATION AND MAKING UP TOW					
						TRANSFERRING PLANT BETWEEN WORKS					
						LAY TIME OFF SHIFT AND SATURDAYS					
						SUNDAYS AND HOLIDAYS					
						FIRE DRILL					
						MOVING OUT OF WAY OF TRAFFIC				4	15
						MISCELLANEOUS (EXPLAIN IN REMARKS)					
						TOTAL NON-EFFECTIVE TIME				9	15
						PCT. OF NON-EFFECTIVE					
MOB DATE		DREDGE START		DEMOB DATE		TOTAL EFFECTIVE AND NON-EFFECTIVE TIME (CHARGEABLE TO COST OF WORK)				23	15


QUALITY CONTROL REPORT-BUCKET/PIPELINE					PAGE NO. 2	
CONTRACT NO. W912 78-18-D-0-103		CONTRACT TITLE Maintenance Dredge BW & T		CONTRACTOR Mike Hooks/Coastal Dredging		REPORT NO. 15
DRED						DATE 06/12/2019
ATTENDANT PLANT				LOST TIME (NOT CHARGEABLE TO COST OF WORK)		
ITEM	NAME OR NUMBER	H.P.	HOURS		HR	MIN
				MAJOR REPAIRS		45
				CESSATION		
				COLLISIONS		
				MISCELLANEOUS		
				TOTAL LOST TIME		
				PERCENTAGE OF TOTAL TIME		
				TOTAL TIME IN PERIOD		45

QC NARRATIVE(S)
GENERAL COMMENTS
 See attached.

SAFETY
 All crew members were observed wearing required ppe.

CONTRACTOR CERTIFICATION		On behalf of the contractor, I certify that this Report is complete and correct and all equipment and material used and work performed during this Reporting period are in compliance with the contract plans and specifications, to the best of my knowledge, except as noted above.			
QC REPRESENTATIVE'S SIGNATURE 		DATE 6/13/2019	SUPERINTENDENT'S INITIALS CEW		DATE 6/13/2019

QUALITY CONTROL REPORT-BUCKET/PIPELINE										PAGE NO. 1	
CONTRACT NO. W912 78-18-D-0-103		CONTRACT TITLE Maintenance Dredge BW & T				CONTRACTOR Mike Hooks/Coastal Dredging				REPORT NO. 16	
CHARACTER OF REPORT		<input checked="" type="checkbox"/> MAINTENANCE <input type="checkbox"/> NEW WORK <input type="checkbox"/> ENVIRONMENTAL								DATE 06/13/2019	
DREDGE		NAME AND TYPE Coastal Rose DSC 18" Shark				SHIFTS PER DAY 2		DAYS PER WEEK 7			
		SIZE		HORSEPOWER		NO. OF CREW MEMBERS					
		PIPELINE 18"	DIPPER OR BUCKET	DREDGE PUMP 1200	SUCTION PIPE JET	CUTTER OR BUCKET 300 H.P.	DREDGE 15	SHORE 4	OTHER	TOTAL 19	
LOCATION/CHANNEL OF WORK											
LOCATION OF WORK		REACH DREDGED; STATION TO STATION 34+40 to 36+25			DISPOSAL AREA USED Upland		QTY DEPOSITED GROSS (CY) 994		CUMULATIVE AND QTY DEPOSIT FOR DA (CY) 21594		
CHARACTER OF MATERIAL (%)		GRAVEL 70	SAND 30	CLAY	MUD	SILT	HARDPAN	STONE	SHELL	OTHER	
CHANNEL CONDITION		AVERAGE DEPTH			BEFORE DREDGING 11			AFTER DREDGING 12			
RIVER/TIDE STAGE		MIN 4.0		TIME		MAX 4.0		TIME		GAGE LOCATION	
		MIN		TIME		MAX		TIME		GAGE DATUM msl	
WEATHER CONDITION		WEATHER Clear			TEMP (min/max) 70/88		VISIBILITY Clear		WIND Calm		
WORK PERFORMED						DISTRIBUTION OF WORK					
ITEM		UNIT		QUANTITY		EFFECTIVE WORKING TIME (CHARGEABLE TO COST OF WORK)				HR.	MIN.
AVERAGE WIDTH OF CUT		FT		145		PUMPING OR DREDGING				13	15
TOTAL ADVANCE THIS PERIOD		FT		185		PCT OF EFFECTIVE TIME					
TOTAL ADVANCE PREVIOUSLY		FT		1543		BOOSTER (IN LINE)					
TOTAL ADVANCE TO DATE		FT		1728		NON-EFFECTIVE WORKING TIME (CHARGEABLE COST OF WORK)					
SCOWS LOADED		NUMBER				HANDLING PIPE LINES					
AVERAGE LOAD PER SCOW		CY				HANDLING ANCHOR LINES					15
						CLEARING PUMP AND PUMP LINES				1	00
						CLEARING CUTTER AND SUCTION HEAD				1	45
FLOATING PIPE 2500'		SHORE PIPE 1000'		SUBMERGED PIPE		WAITING FOR SCOWS					
TOTAL LENGTH OF DISCHARGE PIPE		FT		3500		TO AND FROM WHARF OR ANCHORAGE					
CUBIC YARDS REMOVED		GROSS		CREDITED		CHANGING LOCATION OF PLANT ON JOB					
AMOUNT DREDGE THIS DATE		994		894		LOSS DUE TO OPPOSING NATURAL ELEMENTS					
AMOUNT PREVIOUSLY REPORTED		20600		18542		SHORE LINE AND SHORE WORK					
TOTAL AMOUNT DREDGED TO DATE		21594		19436		WAITING FOR BOOSTER					
AMOUNT DREDGED PER PUMPING/CUTTING HR		76		67		MINOR OPERATING REPAIRS (EXPLAIN IN REMARKS)					
						WAITING FOR ATTENDANT PLANT					
						PREPARATION AND MAKING UP TOW					
						TRANSFERRING PLANT BETWEEN WORKS					
						LAY TIME OFF SHIFT AND SATURDAYS					
						SUNDAYS AND HOLIDAYS					
						FIRE DRILL					
FUEL		BBL				MOVING OUT OF WAY OF TRAFFIC				5	25
ELECTRICITY		KW				MISCELLANEOUS (EXPLAIN IN REMARKS)					
LUBRICANTS		GAL				TOTAL NON-EFFECTIVE TIME				8	25
MOB DATE		DREDGE START		DEMOB DATE		PCT. OF NON-EFFECTIVE					
						TOTAL EFFECTIVE AND NON-EFFECTIVE TIME (CHARGEABLE TO COST OF WORK)				21	40

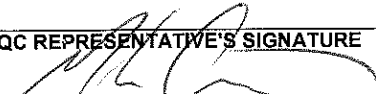
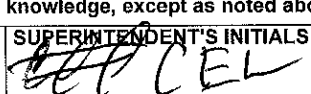
QUALITY CONTROL REPORT-BUCKET/PIPELINE					PAGE NO. 2		
CONTRACT NO. W912 78-18-D-0-103		CONTRACT TITLE Maintenance Dredge BW & T		CONTRACTOR Mike Hooks/Coastal Dredging		REPORT NO. 16	
DREDGE						DATE 06/13/2019	
ATTENDANT PLANT				LOST TIME (NOT CHARGEABLE TO COST OF WORK)			
ITEM	NAME OR NUMBER	H.P.	HOURS		HR	MIN	
				MAJOR REPAIRS	2	20	
				CESSATION			
				COLLISIONS			
				MISCELLANEOUS			
				TOTAL LOST TIME			
				PERCENTAGE OF TOTAL TIME			
				TOTAL TIME IN PERIOD	2	20	
QC NARRATIVE(S) GENERAL COMMENTS Major repairs were to add packing and change fuel filters. SAFETY All crew members were observed wearing required ppe.							
CONTRACTOR CERTIFICATION		On behalf of the contractor, I certify that this Report is complete and correct and all equipment and material used and work performed during this Reporting period are in compliance with the contract plans and specifications, to the best of my knowledge, except as noted above.					
QC REPRESENTATIVE'S SIGNATURE 		DATE 6/14/2019		SUPERINTENDENT'S INITIALS CEL		DATE 6/14/2019	

QUALITY CONTROL REPORT-BUCKET/PIPELINE										PAGE NO. 1	
CONTRACT NO. W912 78-18-D-0-103		CONTRACT TITLE Maintenance Dredge BW & T				CONTRACTOR Mike Hooks/Coastal Dredging				REPORT NO. 17	
CHARACTER OF REPORT		<input checked="" type="checkbox"/> MAINTENANCE <input type="checkbox"/> NEW WORK <input type="checkbox"/> ENVIRONMENTAL								DATE 06/14/2019	
DREDGE		NAME AND TYPE Coastal Rose DSC 18" Shark				SHIFTS PER DAY 2500'		DAYS PER WEEK 7			
		SIZE		HORSEPOWER		NO. OF CREW MEMBERS					
		PIPELINE 18"	DIPPER OR BUCKET	DREDGE PUMP 1200	SUCTION PIPE JET	CUTTER OR BUCKET 300 H.P.	DREDGE 15	SHORE 4	OTHER	TOTAL 19	
LOCATION/CHANNEL OF WORK											
LOCATION OF WORK		REACH DREDGED; STATION TO STATION 36+25 to 40+44			DISPOSAL AREA USED Upland		QTY DEPOSITED GROSS (CY) 2250		CUMMULATIVE AND QTY DEPOSIT FOR DA (CY) 23844		
CHARACTER OF MATERIAL (%)		GRAVEL 70	SAND 30	CLAY	MUD	SILT	HARDPAN	STONE	SHELL	OTHER	
CHANNEL CONDITION		AVERAGE DEPTH			BEFORE DREDGING 11			AFTER DREDGING 12			
RIVER/TIDE STAGE		MIN 3.0		TIME		MAX 3.2		TIME		GAGE LOCATION	
		MIN		TIME		MAX		TIME		GAGE DATUM msl	
WEATHER CONDITION		WEATHER Clear			TEMP (min/max) 70/88		VISIBILITY Clear		WIND Calm		
WORK PERFORMED						DISTRIBUTION OF WORK					
ITEM		UNIT		QUANTITY		EFFECTIVE WORKING TIME (CHARGEABLE TO COST OF WORK)				HR.	MIN.
AVERAGE WIDTH OF CUT		FT		145		PUMPING OR DREDGING				7	45
TOTAL ADVANCE THIS PERIOD		FT		419		PCT OF EFFECTIVE TIME					
TOTAL ADVANCE PREVIOUSLY		FT		1728		BOOSTER (IN LINE)					
TOTAL ADVANCE TO DATE		FT		2147		NON-EFFECTIVE WORKING TIME (CHARGEABLE COST OF WORK)					
SCOWS LOADED		NUMBER				HANDLING PIPE LINES					
AVERAGE LOAD PER SCOW		CY				HANDLING ANCHOR LINES					25
						CLEARING PUMP AND PUMP LINES					45
						CLEARING CUTTER AND SUCTION HEAD					
FLOATING PIPE 2500'		SHORE PIPE 1000'		SUBMERGED PIPE		WAITING FOR SCOWS					
TOTAL LENGTH OF DISCHARGE PIPE		FT		3500		TO AND FROM WHARF OR ANCHORAGE					
CUBIC YARDS REMOVED		GROSS		CREDITED		CHANGING LOCATION OF PLANT ON JOB					
AMOUNT DREDGE THIS DATE		2250		2025		LOSS DUE TO OPPOSING NATURAL ELEMENTS					
AMOUNT PREVIOUSLY REPORTED		21594		19436		SHORE LINE AND SHORE WORK					
TOTAL AMOUNT DREDGED TO DATE		23844		21461		WAITING FOR BOOSTER					
AMOUNT DREDGED PER PUMPING/CUTTING HR		290		261		MINOR OPERATING REPAIRS (EXPLAIN IN REMARKS)					
						WAITING FOR ATTENDANT PLANT					
						PREPARATION AND MAKING UP TOW					
						TRANSFERRING PLANT BETWEEN WORKS					
COMMODITY		CONSUMED		CREDITED		LAY TIME OFF SHIFT AND SATURDAYS					
ITEM		UNIT		QUANTITY		SUNDAYS AND HOLIDAYS					
FUEL		BBL				FIRE DRILL					
ELECTRICITY		KW				MOVING OUT OF WAY OF TRAFFIC				4	15
LUBRICANTS		GAL				MISCELLANEOUS (EXPLAIN IN REMARKS)					
MOB DATE		DREDGE START		DEMOB DATE		TOTAL NON-EFFECTIVE TIME				5	25
						PCT. OF NON-EFFECTIVE					
						TOTAL EFFECTIVE AND NON-EFFECTIVE TIME (CHARGEABLE TO COST OF WORK)				13	10

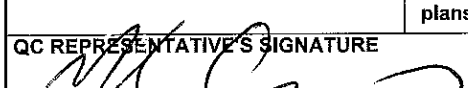

QUALITY CONTROL REPORT-BUCKET/PIPELINE					PAGE NO. 2	
CONTRACT NO. W912 78-18-D-0-103		CONTRACT TITLE Maintenance Dredge BW & T		CONTRACTOR Mike Hooks/Coastal Dredging		REPORT NO. 18
DREDGE						DATE 06/15/2019
ATTENDANT PLANT				LOST TIME (NOT CHARGEABLE TO COST OF WORK)		
ITEM	NAME OR NUMBER	H.P.	HOURS		HR	MIN
				MAJOR REPAIRS		
				CESSATION		
				COLLISIONS		
				MISCELLANEOUS	24	00
				TOTAL LOST TIME		
				PERCENTAGE OF TOTAL TIME		
				TOTAL TIME IN PERIOD	24	00

QC NARRATIVE(S)
GENERAL COMMENTS
 Crew conducted intermediate mobilization tasks to relocate dredge to East Bassett cut.
 Sam Pastor USACE instructed the dump crew to flatten the crown of the dike around the disposal area.
 Fred and Sam commented they are both satisfied with the condition of the Sunflower disposal area.


SAFETY
 All crew members were observed wearing required ppe.

CONTRACTOR CERTIFICATION		On behalf of the contractor, I certify that this Report is complete and correct and all equipment and material used and work performed during this Reporting period are in compliance with the contract plans and specifications, to the best of my knowledge, except as noted above.			
QC REPRESENTATIVE'S SIGNATURE 		DATE 6/16/2019	SUPERINTENDENT'S INITIALS 		DATE 6/16/2019

QUALITY CONTROL REPORT-BUCKET/PIPELINE										PAGE NO. 1	
CONTRACT NO. W912 78-18-D-0-103		CONTRACT TITLE Maintenance Dredge BW & T			CONTRACTOR Mike Hooks/Coastal Dredging			REPORT NO. 19			
CHARACTER OF REPORT		<input checked="" type="checkbox"/> MAINTENANCE <input type="checkbox"/> NEW WORK <input type="checkbox"/> ENVIRONMENTAL						DATE 06/16/2019			
DREDGE		NAME AND TYPE Coastal Rose DSC 18" Shark				SHIFTS PER DAY 2500'		DAYS PER WEEK 7			
		SIZE		HORSEPOWER		NO. OF CREW MEMBERS					
		PIPELINE 18"	DIPPER OR BUCKET	DREDGE PUMP 1200	SUCTION PIPE JET	CUTTER OR BUCKET 300 H.P.	DREDGE 16	SHORE 4	OTHER	TOTAL 20	
LOCATION/CHANNEL OF WORK											
LOCATION OF WORK		REACH DREDGED; STATION TO STATION 6+15 to 9+77			DISPOSAL AREA USED Site E Singleton		QTY DEPOSITED GROSS (CY) 1673		CUMMULATIVE AND QTY DEPOSIT FOR DA (CY) 1673		
CHARACTER OF MATERIAL (%)		GRAVEL 20	SAND 80	CLAY	MUD	SILT	HARDPAN	STONE	SHELL	OTHER	
CHANNEL CONDITION		AVERAGE DEPTH			BEFORE DREDGING 10			AFTER DREDGING 11			
WATER SIDE STAGE		MIN 2.2		TIME		MAX 2.6		TIME		GAGE LOCATION	
		MIN		TIME		MAX		TIME		GAGE DATUM msl	
WEATHER CONDITION		WEATHER Overcast/rain			TEMP (min/max) 68/90		VISIBILITY Clear		WIND N5-10		
WORK PERFORMED						DISTRIBUTION OF WORK					
ITEM		UNIT		QUANTITY		EFFECTIVE WORKING TIME (CHARGEABLE TO COST OF WORK)				HR.	MIN.
AVERAGE WIDTH OF CUT		FT		140		PUMPING OR DREDGING				14	00
TOTAL ADVANCE THIS PERIOD		FT		362		PCT OF EFFECTIVE TIME					
TOTAL ADVANCE PREVIOUSLY		FT		2147		BOOSTER (IN LINE)					
TOTAL ADVANCE TO DATE		FT		2509		NON-EFFECTIVE WORKING TIME (CHARGEABLE COST OF WORK)					
SCOWS LOADED		NUMBER				HANDLING PIPE LINES					
AVERAGE LOAD PER SCOW		CY				HANDLING ANCHOR LINES				1	10
FLOATING PIPE 1000'		SHORE PIPE 500		SUBMERGED PIPE		CLEARING PUMP AND PUMP LINES					
TOTAL LENGTH OF DISCHARGE PIPE		FT		1500		CLEARING CUTTER AND SUCTION HEAD					
CUBIC YARDS REMOVED		GROSS		CREDITED		WAITING FOR SCOWS					
AMOUNT DREDGED THIS DATE		1673		1506		TO AND FROM WHARF OR ANCHORAGE					
AMOUNT PREVIOUSLY REPORTED		23844		21461		CHANGING LOCATION OF PLANT ON JOB					
TOTAL AMOUNT DREDGED TO DATE		25517		22967		LOSS DUE TO OPPOSING NATURAL ELEMENTS					
AMOUNT DREDGED PER PUMPING/CUTTING HR		120		108		SHORE LINE AND SHORE WORK					
OPERATING SUPPLIES						WAITING FOR BOOSTER					
COMMODITY						MINOR OPERATING REPAIRS (EXPLAIN IN REMARKS)					
CONSUMED		CREDITED				WAITING FOR ATTENDANT PLANT					
ITEM	UNIT	QUANTITY		QUANTITY		PREPARATION AND MAKING UP TOW					
FUEL	BBL					TRANSFERRING PLANT BETWEEN WORKS					
ELECTRICITY	KW					LAY TIME OFF SHIFT AND SATURDAYS					
LUBRICANTS	GAL					SUNDAYS AND HOLIDAYS					
MOB DATE		DREDGE START		DEMOB DATE		FIRE DRILL					
						MOVING OUT OF WAY OF TRAFFIC					15
						MISCELLANEOUS (EXPLAIN IN REMARKS)					
						TOTAL NON-EFFECTIVE TIME				1	25
						PCT. OF NON-EFFECTIVE					
						TOTAL EFFECTIVE AND NON-EFFECTIVE TIME (CHARGEABLE TO COST OF WORK)				15	25

QUALITY CONTROL REPORT-BUCKET/PIPELINE						PAGE NO. 2	
CONTRACT NO. W912 78-18-D-0-103		CONTRACT TITLE Maintenance Dredge BW & T		CONTRACTOR Mike Hooks/Coastal Dredging		REPORT NO. 19	
DREDGE						DATE 06/16/2019	
ATTENDANT PLANT				LOST TIME (NOT CHARGEABLE TO COST OF WORK)			
ITEM	NAME OR NUMBER	H.P.	HOURS		HR	MIN	
				MAJOR REPAIRS	2	35	
				CESSATION			
				COLLISIONS			
				MISCELLANEOUS	6	00	
				TOTAL LOST TIME			
				PERCENTAGE OF TOTAL TIME			
				TOTAL TIME IN PERIOD	8	35	
QC NARRATIVE(S) GENERAL COMMENTS 0% time - 5hr 5min intermediate mobilization, 55min service dredge, re-calibrate dredge computer, 2hr 35min replace stbd spud cable. Added 1500 feet of pipeline. Inspected pipeline. Floats and lighting are adequate, no leaks observed. Levy crown was smoothed. Fleeting signs were installed. SAFETY All crew members were observed wearing required ppe. Floating dock was placed at boat launch with railings and no trespassing signs. Dock needs to be relocated to upstream side of boat launch.							
CONTRACTOR CERTIFICATION		On behalf of the contractor, I certify that this Report is complete and correct and all equipment and material used and work performed during this Reporting period are in compliance with the contract plans and specifications, to the best of my knowledge, except as noted above.					
QC REPRESENTATIVE'S SIGNATURE 		DATE 6/17/2019		SUPERINTENDENT'S INITIALS 		DATE 6/17/2019	

QUALITY CONTROL REPORT-BUCKET/PIPELINE										PAGE NO. 1	
CONTRACT NO. W912 78-1'8-D-0-103		CONTRACT TITLE Maintenance Dredge BW & T				CONTRACTOR Mike Hooks/Coastal Dredging				REPORT NO. 20	
CHARACTER OF REPORT		<input checked="" type="checkbox"/> MAINTENANCE <input type="checkbox"/> NEW WORK <input type="checkbox"/> ENVIRONMENTAL								DATE 06/17/2019	
DREDGE		NAME AND TYPE Coastal Rose DSC 18" Shark				SHIFTS PER DAY 2		DAYS PER WEEK 7			
		SIZE		HORSEPOWER		NO. OF CREW MEMBERS					
		PIPELINE 18"	DIPPER OR BUCKET	DREDGE PUMP 1200	SUCTION PIPE JET	CUTTER OR BUCKET 300 H.P.	DREDGE 16	SHORE 4	OTHER	TOTAL 20	
LOCATION/CHANNEL OF WORK											
LOCATION OF WORK		REACH DREDGED; STATION TO STATION 9+77 to 13+26			DISPOSAL AREA USED Site E Singleton		QTY DEPOSITED GROSS (CY) 4524		CUMMULATIVE AND QTY DEPOSIT FOR DA (CY) 6197		
CHARACTER OF MATERIAL (%)		GRAVEL 20	SAND 80	CLAY	MUD	SILT	HARDPAN	STONE	SHELL	OTHER	
CHANNEL CONDITION		AVERAGE DEPTH			BEFORE DREDGING 8.5			AFTER DREDGING 11			
RIVER/TIDE STAGE		MIN 2.1		TIME		MAX 2.2		TIME		GAGE LOCATION	
		MIN		TIME		MAX		TIME		GAGE DATUM msl	
WEATHER CONDITION		WEATHER Mostly cloudy			TEMP (min/max) 70/89		VISIBILITY Clear		WIND variable 5kts		
WORK PERFORMED						DISTRIBUTION OF WORK					
ITEM		UNIT		QUANTITY		EFFECTIVE WORKING TIME (CHARGEABLE TO COST OF WORK)				HR.	MIN.
AVERAGE WIDTH OF CUT		FT		140		PUMPING OR DREDGING				18	30
TOTAL ADVANCE THIS PERIOD		FT		349		PCT OF EFFECTIVE TIME					
TOTAL ADVANCE PREVIOUSLY		FT		2509		BOOSTER (IN LINE)					
TOTAL ADVANCE TO DATE		FT		2858		NON-EFFECTIVE WORKING TIME (CHARGEABLE COST OF WORK)					
SCOWS LOADED		NUMBER				HANDLING PIPE LINES					
AVERAGE LOAD PER SCOW		CY				HANDLING ANCHOR LINES					40
						CLEARING PUMP AND PUMP LINES				2	22
						CLEARING CUTTER AND SUCTION HEAD				1	00
FLOATING PIPE 1000'		SHORE PIPE 500		SUBMERGED PIPE		WAITING FOR SCOWS					
TOTAL LENGTH OF DISCHARGE PIPE		FT		1500		TO AND FROM WHARF OR ANCHORAGE					
CUBIC YARDS REMOVED		GROSS		CREDITED		CHANGING LOCATION OF PLANT ON JOB					
AMOUNT DREDGE THIS DATE		4524		4072		LOSS DUE TO OPPOSING NATURAL ELEMENTS					
AMOUNT PREVIOUSLY REPORTED		25517		22967		SHORE LINE AND SHORE WORK					
TOTAL AMOUNT DREDGED TO DATE		30041		27039		WAITING FOR BOOSTER					
AMOUNT DREDGED PER PUMPING/CUTTING HR		245		220		MINOR OPERATING REPAIRS (EXPLAIN IN REMARKS)					
						WAITING FOR ATTENDANT PLANT					
						PREPARATION AND MAKING UP TOW					
						TRANSFERRING PLANT BETWEEN WORKS					
						LAY TIME OFF SHIFT AND SATURDAYS					
						SUNDAYS AND HOLIDAYS					
						FIRE DRILL					
						MOVING OUT OF WAY OF TRAFFIC					48
						MISCELLANEOUS (EXPLAIN IN REMARKS)					
						TOTAL NON-EFFECTIVE TIME				4	50
						PCT. OF NON-EFFECTIVE					
MOB DATE		DREDGE START		DEMOB DATE		TOTAL EFFECTIVE AND NON-EFFECTIVE TIME (CHARGEABLE TO COST OF WORK)				23	20

QUALITY CONTROL REPORT-BUCKET/PIPELINE					PAGE NO. 2	
CONTRACT NO. W912 '8-1'8-D-0-103		CONTRACT TITLE Maintenance Dredge BW & T		CONTRACTOR Mike Hooks/Coastal Dredging		REPORT NO. 20
DREDGE						DATE 06/17/2019
ATTENDANT PLANT				LOST TIME (NOT CHARGEABLE TO COST OF WORK)		
ITEM	NAME OR NUMBER	H.P.	HOURS		HR	MIN
				MAJOR REPAIRS		40
				CESSATION		
				COLLISIONS		
				MISCELLANEOUS		
				TOTAL LOST TIME		
				PERCENTAGE OF TOTAL TIME		
				TOTAL TIME IN PERIOD		40
<p>QC NARRATIVE(S)</p> <p>GENERAL COMMENTS</p> <p>USACE surveyors on site to AD survey Sunflower cut. Major repairs were to replace stbd swing cable. Pipeline was inspected and found to have all required lighting, adequate floats, and no leaks.</p> <p>SAFETY</p> <p>All crew members were observed wearing required ppe. Weekly safety meeting conducted.</p>						
CONTRACTOR CERTIFICATION		On behalf of the contractor, I certify that this Report is complete and correct and all equipment and material used and work performed during this Reporting period are in compliance with the contract plans and specifications, to the best of my knowledge, except as noted above.				
QC REPRESENTATIVE'S SIGNATURE 		DATE 6/18/2019		SUPERINTENDENT'S INITIALS CEL		DATE 6/18/2019

QUALITY CONTROL REPORT-BUCKET/PIPELINE										PAGE NO. 1	
CONTRACT NO. W912 78-18-D-0-103		CONTRACT TITLE Maintenance Dredge BW & T				CONTRACTOR Mike Hooks/Coastal Dredging				REPORT NO. 21	
CHARACTER OF REPORT		<input checked="" type="checkbox"/> MAINTENANCE <input type="checkbox"/> NEW WORK <input type="checkbox"/> ENVIRONMENTAL								DATE 06/18/2019	
DREDGE		NAME AND TYPE Coastal Rose DSC 18" Shark				SHIFTS PER DAY 2		DAYS PER WEEK 7			
		SIZE		HORSEPOWER		NO. OF CREW MEMBERS					
		PIPELINE 18"	DIPPER OR BUCKET	DREDGE PUMP 1200	SUCTION PIPE JET	CUTTER OR BUCKET 300 H.P.	DREDGE 17	SHORE 4	OTHER	TOTAL 21	
LOCATION/CHANNEL OF WORK											
LOCATION OF WORK		REACH DREDGED; STATION TO STATION 13+26 to 16+31			DISPOSAL AREA USED Site E Singleton		QTY DEPOSITED GROSS (CY) 4744		CUMMULATIVE AND QTY DEPOSIT FOR DA (CY) 10941		
CHARACTER OF MATERIAL (%)		GRAVEL 20	SAND 75	CLAY	MUD	SILT	HARDPAN	STONE	SHELL	OTHER 5	
CHANNEL CONDITION		AVERAGE DEPTH			BEFORE DREDGING 8			AFTER DREDGING 11			
RIVER/TIDE STAGE		MIN 2.5		TIME		MAX 2.9		TIME		GAGE LOCATION	
		MIN		TIME		MAX		TIME		GAGE DATUM msl	
WEATHER CONDITION		WEATHER Overcast/rain			TEMP (min/max) 70/90		VISIBILITY >5		WIND S kts		
WORK PERFORMED						DISTRIBUTION OF WORK					
ITEM		UNIT		QUANTITY		EFFECTIVE WORKING TIME (CHARGEABLE TO COST OF WORK)				HR.	MIN.
AVERAGE WIDTH OF CUT		FT		140		PUMPING OR DREDGING				16	15
TOTAL ADVANCE THIS PERIOD		FT		305		PCT OF EFFECTIVE TIME					
TOTAL ADVANCE PREVIOUSLY		FT		2858		BOOSTER (IN LINE)					
TOTAL ADVANCE TO DATE		FT		3163		NON-EFFECTIVE WORKING TIME (CHARGEABLE COST OF WORK)					
SCOWS LOADED		NUMBER				HANDLING PIPE LINES					
AVERAGE LOAD PER SCOW		CY				HANDLING ANCHOR LINES					40
						CLEARING PUMP AND PUMP LINES				4	20
						CLEARING CUTTER AND SUCTION HEAD				1	15
FLOATING PIPE 1000'		SHORE PIPE 500		SUBMERGED PIPE		WAITING FOR SCOWS					
TOTAL LENGTH OF DISCHARGE PIPE		FT		1500		TO AND FROM WHARF OR ANCHORAGE					
CUBIC YARDS REMOVED		GROSS		CREDITED		CHANGING LOCATION OF PLANT ON JOB					
AMOUNT DREDGE THIS DATE		4744		4270		LOSS DUE TO OPPOSING NATURAL ELEMENTS					
AMOUNT PREVIOUSLY REPORTED		30041		27039		SHORE LINE AND SHORE WORK					
TOTAL AMOUNT DREDGED TO DATE		34785		31309		WAITING FOR BOOSTER					
AMOUNT DREDGED PER PUMPING/CUTTING HR		292		263		MINOR OPERATING REPAIRS (EXPLAIN IN REMARKS)					
						WAITING FOR ATTENDANT PLANT					
						PREPARATION AND MAKING UP TOW					
						TRANSFERRING PLANT BETWEEN WORKS					
						LAY TIME OFF SHIFT AND SATURDAYS					
						SUNDAYS AND HOLIDAYS					
						FIRE DRILL					
						MOVING OUT OF WAY OF TRAFFIC					30
						MISCELLANEOUS (EXPLAIN IN REMARKS)					
						TOTAL NON-EFFECTIVE TIME				6	45
						PCT. OF NON-EFFECTIVE					
MOB DATE		DREDGE START		DEMOB DATE		TOTAL EFFECTIVE AND NON-EFFECTIVE TIME (CHARGEABLE TO COST OF WORK)				23	00

QUALITY CONTROL REPORT-BUCKET/PIPELINE					PAGE NO. 2	
CONTRACT NO. W912 78-18-D-0-103		CONTRACT TITLE Maintenance Dredge BW & T		CONTRACTOR Mike Hooks/Coastal Dredging		REPORT NO. 21
DREDGE						DATE 06/18/2019
ATTENDANT PLANT				LOST TIME (NOT CHARGEABLE TO COST OF WORK)		
ITEM	NAME OR NUMBER	H.P.	HOURS		HR	MIN
				MAJOR REPAIRS		
				CESSATION		
				COLLISIONS		
				MISCELLANEOUS		60
				TOTAL LOST TIME		
				PERCENTAGE OF TOTAL TIME		
				TOTAL TIME IN PERIOD		60


QC NARRATIVE(S)

GENERAL COMMENTS

Misc lost time to service dredge.
 Excessive time clearing pump and cutter of wood debris.
 6200 gallons of diesel and 800 gallons of gasoline was delivered.

SAFETY

All crew members were observed wearing required ppe.


CONTRACTOR CERTIFICATION		On behalf of the contractor, I certify that this Report is complete and correct and all equipment and material used and work performed during this Reporting period are in compliance with the contract plans and specifications, to the best of my knowledge, except as noted above.	
QC REPRESENTATIVE'S SIGNATURE 	DATE 6/19/2019	SUPERINTENDENT'S INITIALS CEL	DATE 6/19/2019

QUALITY CONTROL REPORT-BUCKET/PIPELINE										PAGE NO. 1	
CONTRACT NO. W912 78-18-D-0-103		CONTRACT TITLE Maintenance Dredge BW & T				CONTRACTOR Mike Hooks/Coastal Dredging				REPORT NO. 22	
CHARACTER OF REPORT		<input checked="" type="checkbox"/> MAINTENANCE <input type="checkbox"/> NEW WORK <input type="checkbox"/> ENVIRONMENTAL								DATE 06/19/2019	
DREDGE		NAME AND TYPE Coastal Rose DSC 18" Shark				SHIFTS PER DAY 2		DAYS PER WEEK 7			
		SIZE		HORSEPOWER		NO. OF CREW MEMBERS					
		PIPELINE 18"	DIPPER OR BUCKET	DREDGE PUMP 1200	SUCTION PIPE JET	CUTTER OR BUCKET 300 H.P.	DREDGE 15	SHORE 4	OTHER	TOTAL 19	
LOCATION/CHANNEL OF WORK											
LOCATION OF WORK		REACH DREDGED; STATION TO STATION 16+31 to 19+15			DISPOSAL AREA USED Site E Singleton		QTY DEPOSITED GROSS (CY) 4205		CUMMULATIVE AND QTY DEPOSIT FOR DA (CY) 15146		
CHARACTER OF MATERIAL (%)		GRAVEL 20	SAND 70	CLAY	MUD	SILT	HARDPAN	STONE	SHELL	OTHER 10	
CHANNEL CONDITION		AVERAGE DEPTH			BEFORE DREDGING 8			AFTER DREDGING 11			
RIVER/TIDE STAGE		MIN 2.8		TIME		MAX 3.0		TIME		GAGE LOCATION	
		MIN		TIME		MAX		TIME		GAGE DATUM msl	
WEATHER CONDITION		WEATHER Clear			TEMP (min/max) 69/92		VISIBILITY Clear		WIND Calm		
WORK PERFORMED						DISTRIBUTION OF WORK					
ITEM		UNIT		QUANTITY		EFFECTIVE WORKING TIME (CHARGEABLE TO COST OF WORK)				HR.	MIN.
AVERAGE WIDTH OF CUT		FT		140		PUMPING OR DREDGING				16	40
TOTAL ADVANCE THIS PERIOD		FT		284		PCT OF EFFECTIVE TIME					
TOTAL ADVANCE PREVIOUSLY		FT		3163		BOOSTER (IN LINE)					
TOTAL ADVANCE TO DATE		FT		3447		NON-EFFECTIVE WORKING TIME (CHARGEABLE COST OF WORK)					
SCOWS LOADED		NUMBER				HANDLING PIPE LINES					
AVERAGE LOAD PER SCOW		CY				HANDLING ANCHOR LINES				55	
FLOATING PIPE 1000'		SHORE PIPE 500		SUBMERGED PIPE		CLEARING PUMP AND PUMP LINES				3	05
TOTAL LENGTH OF DISCHARGE PIPE		FT		1500		CLEARING CUTTER AND SUCTION HEAD				2	55
CUBIC YARDS REMOVED		GROSS		CREDITED		WAITING FOR SCOWS					
AMOUNT DREDGE THIS DATE		4205		3785		TO AND FROM WHARF OR ANCHORAGE					
AMOUNT PREVIOUSLY REPORTED		34785		31309		CHANGING LOCATION OF PLANT ON JOB					
TOTAL AMOUNT DREDGED TO DATE		38990		35094		LOSS DUE TO OPPOSING NATURAL ELEMENTS					
AMOUNT DREDGED PER PUMPING/CUTTING HR		252		227		SHORE LINE AND SHORE WORK					
OPERATING SUPPLIES						WAITING FOR BOOSTER					
COMMODITY		CONSUMED		CREDITED		MINOR OPERATING REPAIRS (EXPLAIN IN REMARKS)					
ITEM	UNIT	QUANTITY		QUANTITY		WAITING FOR ATTENDANT PLANT					
FUEL	BBL					PREPARATION AND MAKING UP TOW					
ELECTRICITY	KW					TRANSFERRING PLANT BETWEEN WORKS					
LUBRICANTS	GAL					LAY TIME OFF SHIFT AND SATURDAYS					
MOB DATE	DREDGE START		DEMOB DATE		SUNDAYS AND HOLIDAYS						
						FIRE DRILL					
						MOVING OUT OF WAY OF TRAFFIC				25	
						MISCELLANEOUS (EXPLAIN IN REMARKS)					
						TOTAL NON-EFFECTIVE TIME				7	20
						PCT. OF NON-EFFECTIVE					
						TOTAL EFFECTIVE AND NON-EFFECTIVE TIME (CHARGEABLE TO COST OF WORK)				24	00


QUALITY CONTROL REPORT-BUCKET/PIPELINE					PAGE NO. 2	
CONTRACT NO. W912 78-18-D-0-103		CONTRACT TITLE Maintenance Dredge BW & T		CONTRACTOR Mike Hooks/Coastal Dredging		REPORT NO. 22
DREDGE						DATE 06/19/2019
ATTENDANT PLANT				LOST TIME (NOT CHARGEABLE TO COST OF WORK)		
ITEM	NAME OR NUMBER	H.P.	HOURS		HR	MIN
				MAJOR REPAIRS		
				CESSATION		
				COLLISIONS		
				MISCELLANEOUS		
				TOTAL LOST TIME		
				PERCENTAGE OF TOTAL TIME		
				TOTAL TIME IN PERIOD		

QC NARRATIVE(S)
GENERAL COMMENTS
Derrick Kendrick USACE was on site.
Dredge continues to encounter excessive wood debris.

SAFETY
All crew members were observed wearing required ppe.
Derrick Kendrick noted a recurring deficiency with O2 and acetylene bottles improperly stored. Also noted the diesel fuel nozzle was not properly stored after last use. The light plant at the disposal area needs to be grounded. And trash bags on the deck need to be removed. All deficiencies were corrected.

CONTRACTOR CERTIFICATION		On behalf of the contractor, I certify that this Report is complete and correct and all equipment and material used and work performed during this Reporting period are in compliance with the contract plans and specifications, to the best of my knowledge, except as noted above.			
QC REPRESENTATIVE'S SIGNATURE 		DATE 6/20/2019		SUPERINTENDENT'S INITIALS CEW	
				DATE 6/20/2019	

QUALITY CONTROL REPORT-BUCKET/PIPELINE										PAGE NO. 1	
CONTRACT NO. W912 78-18-D-0-103		CONTRACT TITLE Maintenance Dredge BW & T				CONTRACTOR Mike Hooks/Coastal Dredging				REPORT NO. 23	
CHARACTER OF REPORT		<input checked="" type="checkbox"/> MAINTENANCE <input type="checkbox"/> NEW WORK <input type="checkbox"/> ENVIRONMENTAL								DATE 06/20/2019	
DREDGE		NAME AND TYPE Coastal Rose DSC 18" Shark				SHIFTS PER DAY 2		DAYS PER WEEK 7			
		SIZE		HORSEPOWER		NO. OF CREW MEMBERS					
		PIPELINE 18"	DIPPER OR BUCKET	DREDGE PUMP 1200	SUCTION PIPE JET	CUTTER OR BUCKET 300 H.P.	DREDGE 16	SHORE 4	OTHER	TOTAL 20	
LOCATION/CHANNEL OF WORK											
LOCATION OF WORK		REACH DREDGED; STATION TO STATION 19+15 to 21+43			DISPOSAL AREA USED Site E Singleton		QTY DEPOSITED GROSS (CY) 2787		CUMMULATIVE AND QTY DEPOSIT FOR DA (CY) 17933		
CHARACTER OF MATERIAL (%)		GRAVEL 20	SAND 75	CLAY	MUD	SILT	HARDPAN	STONE	SHELL	OTHER 5	
CHANNEL CONDITION		AVERAGE DEPTH			BEFORE DREDGING 8.5			AFTER DREDGING 11			
RIVER/TIDE STAGE		MIN 3.4		TIME		MAX 3.5		TIME		GAGE LOCATION	
		MIN		TIME		MAX		TIME		GAGE DATUM msl	
WEATHER CONDITION		WEATHER Clear			TEMP (min/max) 70/93		VISIBILITY Clear		WIND Calm		
WORK PERFORMED						DISTRIBUTION OF WORK					
ITEM		UNIT		QUANTITY		EFFECTIVE WORKING TIME (CHARGEABLE TO COST OF WORK)				HR.	MIN.
AVERAGE WIDTH OF CUT		FT		140		PUMPING OR DREDGING				15	45
TOTAL ADVANCE THIS PERIOD		FT		228		PCT OF EFFECTIVE TIME					
TOTAL ADVANCE PREVIOUSLY		FT		3447		BOOSTER (IN LINE)					
TOTAL ADVANCE TO DATE		FT		3675		NON-EFFECTIVE WORKING TIME (CHARGEABLE TO COST OF WORK)					
SCOWS LOADED		NUMBER				HANDLING PIPE LINES					
AVERAGE LOAD PER SCOW		CY				HANDLING ANCHOR LINES					35
FLOATING PIPE 1000'		SHORE PIPE 500		SUBMERGED PIPE		CLEARING PUMP AND PUMP LINES				5	05
TOTAL LENGTH OF DISCHARGE PIPE		FT 1500				CLEARING CUTTER AND SUCTION HEAD					
CUBIC YARDS REMOVED		GROSS		CREDITED		WAITING FOR SCOWS					
AMOUNT DREDGE THIS DATE		2787		2598		TO AND FROM WHARF OR ANCHORAGE					
AMOUNT PREVIOUSLY REPORTED		38990		35094		CHANGING LOCATION OF PLANT ON JOB					
TOTAL AMOUNT DREDGED TO DATE		41777		37602		LOSS DUE TO OPPOSING NATURAL ELEMENTS					
AMOUNT DREDGED PER PUMPING/CUTTING HR		177		159		SHORE LINE AND SHORE WORK					
OPERATING SUPPLIES						WAITING FOR BOOSTER					
COMMODITY		CONSUMED		CREDITED		MINOR OPERATING REPAIRS (EXPLAIN IN REMARKS)					
ITEM	UNIT	QUANTITY		QUANTITY		WAITING FOR ATTENDANT PLANT					
FUEL	BBL					PREPARATION AND MAKING UP TOW					
ELECTRICITY	KW					TRANSFERRING PLANT BETWEEN WORKS					
LUBRICANTS	GAL					LAY TIME OFF SHIFT AND SATURDAYS					
MOB DATE		DREDGE START		DEMOB DATE		SUNDAYS AND HOLIDAYS					
						FIRE DRILL					
						MOVING OUT OF WAY OF TRAFFIC					20
						MISCELLANEOUS (EXPLAIN IN REMARKS)					
						TOTAL NON-EFFECTIVE TIME				6	00
						PCT. OF NON-EFFECTIVE					
						TOTAL EFFECTIVE AND NON-EFFECTIVE TIME (CHARGEABLE TO COST OF WORK)				21	45

QUALITY CONTROL REPORT-BUCKET/PIPELINE					PAGE NO. 2		
CONTRACT NO. W912 78-18-D-0-103		CONTRACT TITLE Maintenance Dredge BW & T		CONTRACTOR Mike Hooks/Coastal Dredging		REPORT NO. 23	
DREDGE						DATE 06/20/2019	
ATTENDANT PLANT				LOST TIME (NOT CHARGEABLE TO COST OF WORK)			
ITEM	NAME OR NUMBER	H.P.	HOURS		HR	MIN	
				MAJOR REPAIRS	2	5	
				CESSATION			
				COLLISIONS			
				MISCELLANEOUS		10	
				TOTAL LOST TIME			
				PERCENTAGE OF TOTAL TIME			
				TOTAL TIME IN PERIOD	2	15	
QC NARRATIVE(S) GENERAL COMMENTS USACE surveyors were on site. Fred Davis USACE instructed to re-sweep entire cut and change depth to 11' required plus 2' allowable overdepth. USCG delivered 4 red buoys, 4 green buoys, and 8 weights with chains SAFETY All crew members were observed wearing required ppe.							
CONTRACTOR CERTIFICATION		On behalf of the contractor, I certify that this Report is complete and correct and all equipment and material used and work performed during this Reporting period are in compliance with the contract plans and specifications, to the best of my knowledge, except as noted above.					
QC REPRESENTATIVE'S SIGNATURE 		DATE 6/21/2019		SUPERINTENDENT'S INITIALS CEL		DATE 6/21/2019	

QUALITY CONTROL REPORT-BUCKET/PIPELINE										PAGE NO. 1	
CONTRACT NO. W912 78-18-D-0-103		CONTRACT TITLE Maintenance Dredge BW & T			CONTRACTOR Mike Hooks/Coastal Dredging			REPORT NO. 24			
CHARACTER OF REPORT		<input checked="" type="checkbox"/> MAINTENANCE <input type="checkbox"/> NEW WORK <input type="checkbox"/> ENVIRONMENTAL						DATE 06/21/2019			
DREDGE	NAME AND TYPE Coastal Rose DSC 18" Shark					SHIFTS PER DAY 2500'		DAYS PER WEEK 7			
	SIZE		HORSEPOWER			NO. OF CREW MEMBERS					
	PIPELINE 18"	DIPPER OR BUCKET	DREDGE PUMP 1200	SUCTION PIPE JET	CUTTER OR BUCKET 300 H.P.	DREDGE 16	SHORE 4	OTHER	TOTAL 20		
LOCATION/CHANNEL OF WORK											
LOCATION OF WORK		REACH DREDGED; STATION TO STATION 21+43 to 24+24			DISPOSAL AREA USED Site E Singleton		QTY DEPOSITED GROSS (CY) 1942		CUMMULATIVE AND QTY DEPOSIT FOR DA (CY) 19875		
CHARACTER OF MATERIAL (%)		GRAVEL 20	SAND 75	CLAY	MUD	SILT	HARDPAN	STONE	SHELL	OTHER 5	
CHANNEL CONDITION		AVERAGE DEPTH			BEFORE DREDGING 10			AFTER DREDGING 11.5			
RIVER/TIDE STAGE		MIN 3.0		TIME		MAX 3.9		TIME		GAGE LOCATION	
		MIN		TIME		MAX		TIME		GAGE DATUM msl	
WEATHER CONDITION		WEATHER Partly Cloudy			TEMP (min/max) 70/93		VISIBILITY Clear		WIND Calm		
WORK PERFORMED						DISTRIBUTION OF WORK					
ITEM	UNIT	QUANTITY		EFFECTIVE WORKING TIME (CHARGEABLE TO COST OF WORK)				HR.	MIN.		
AVERAGE WIDTH OF CUT	FT	140		PUMPING OR DREDGING				17	40		
TOTAL ADVANCE THIS PERIOD	FT	281		PCT OF EFFECTIVE TIME							
TOTAL ADVANCE PREVIOUSLY	FT	3675		BOOSTER (IN LINE)							
TOTAL ADVANCE TO DATE	FT	3956		NON-EFFECTIVE WORKING TIME (CHARGEABLE COST OF WORK)							
SCOWS LOADED	NUMBER			HANDLING PIPE LINES					50		
AVERAGE LOAD PER SCOW	CY			HANDLING ANCHOR LINES					35		
				CLEARING PUMP AND PUMP LINES				2	10		
				CLEARING CUTTER AND SUCTION HEAD					55		
FLOATING PIPE 1000' SHORE PIPE 1000' SUBMERGED PIPE				WAITING FOR SCOWS							
TOTAL LENGTH OF DISCHARGE PIPE FT 2000				TO AND FROM WHARF OR ANCHORAGE							
CUBIC YARDS REMOVED				CHANGING LOCATION OF PLANT ON JOB							
GROSS				LOSS DUE TO OPPOSING NATURAL ELEMENTS							
CREDITED				SHORE LINE AND SHORE WORK							
AMOUNT DREDGE THIS DATE				WAITING FOR BOOSTER							
1942				MINOR OPERATING REPAIRS (EXPLAIN IN REMARKS)							
1748				WAITING FOR ATTENDANT PLANT							
AMOUNT PREVIOUSLY REPORTED				PREPARATION AND MAKING UP TOW							
41777				TRANSFERRING PLANT BETWEEN WORKS							
37602				LAY TIME OFF SHIFT AND SATURDAYS							
TOTAL AMOUNT DREDGED TO DATE				SUNDAYS AND HOLIDAYS							
43719				FIRE DRILL							
39350				MOVING OUT OF WAY OF TRAFFIC					55		
AMOUNT DREDGED PER PUMPING/CUTTING HR				MISCELLANEOUS (EXPLAIN IN REMARKS)							
110				TOTAL NON-EFFECTIVE TIME				5	25		
99				PCT. OF NON-EFFECTIVE							
OPERATING SUPPLIES				TOTAL EFFECTIVE AND NON-EFFECTIVE TIME (CHARGEABLE TO COST OF WORK)				23	05		
COMMODITY											
CONSUMED											
CREDITED											
ITEM	UNIT	QUANTITY		QUANTITY							
FUEL	BBL										
ELECTRICITY	KW										
LUBRICANTS	GAL										
MOB DATE		DREDGE START		DEMOB DATE							

QUALITY CONTROL REPORT-BUCKET/PIPELINE				PAGE NO. 2	
CONTRACT NO. W912 78-18-D-0-103		CONTRACT TITLE Maintenance Dredge BW & T		CONTRACTOR Mike Hooks/Coastal Dredging	
DREDGE				REPORT NO. 24	
				DATE 06/21/2019	
ATTENDANT PLANT				LOST TIME (NOT CHARGEABLE TO COST OF WORK)	
ITEM	NAME OR NUMBER	H.P.	HOURS		
				MAJOR REPAIRS	55
				CESSATION	
				COLLISIONS	
				MISCELLANEOUS	
				TOTAL LOST TIME	
				PERCENTAGE OF TOTAL TIME	
				TOTAL TIME IN PERIOD	55

QC NARRATIVE(S)


GENERAL COMMENTS

Major repair time is to repair starboard swing cable.
500' of shore pipeline was added.

Fred Davis USACE instructed to re-sweep cut to 11' required and relocate dredge to Coffeerville cut and skip St. Elmo cut for the time being. Required depth at Coffeerville is 13'.

SAFETY

All crew members observed wearing required ppe.


CONTRACTOR CERTIFICATION		On behalf of the contractor, I certify that this Report is complete and correct and all equipment and material used and work performed during this Reporting period are in compliance with the contract plans and specifications, to the best of my knowledge, except as noted above.			
QC REPRESENTATIVE'S SIGNATURE 		DATE 6/22/2019	SUPERINTENDENT'S INITIALS CEW		DATE 6/22/2019

QUALITY CONTROL REPORT-BUCKET/PIPELINE										PAGE NO. 1	
CONTRACT NO. W912 78-18-D-0-103		CONTRACT TITLE Maintenance Dredge BW & T			CONTRACTOR Mike Hooks/Coastal Dredging			REPORT NO. 25			
CHARACTER OF REPORT		<input checked="" type="checkbox"/> MAINTENANCE <input type="checkbox"/> NEW WORK <input type="checkbox"/> ENVIRONMENTAL						DATE 06/22/2019			
DREDGE	NAME AND TYPE Coastal Rose				SHIFTS PER DAY 2		DAYS PER WEEK 7				
	SIZE		HORSEPOWER		NO. OF CREW MEMBERS						
	PIPELINE 18"	DIPPER OR BUCKET	DREDGE PUMP 1200	SUCTION PIPE JET	CUTTER OR BUCKET 300 H.P.	DREDGE 16	SHORE 4	OTHER	TOTAL 20		
LOCATION/CHANNEL OF WORK											
LOCATION OF WORK		REACH DREDGED; STATION TO STATION 24+24 to 24+92 & 7+77 to 10+43			DISPOSAL AREA USED Site E Singleton		QTY DEPOSITED GROSS (CY) 1908		CUMMULATIVE AND QTY DEPOSIT FOR DA (CY) 21783		
CHARACTER OF MATERIAL (%)		GRAVEL 20	SAND 75	CLAY	MUD	SILT	HARDPAN	STONE	SHELL	OTHER 5	
CHANNEL CONDITION		AVERAGE DEPTH			BEFORE DREDGING 10			AFTER DREDGING 11.5			
RIVER/TIDE STAGE		MIN 2.6		TIME		MAX 2.7		TIME		GAGE LOCATION	
		MIN		TIME		MAX		TIME		GAGE DATUM msl	
WEATHER CONDITION		WEATHER Clear			TEMP (min/max) 69/92		VISIBILITY Clear		WIND Calm		
WORK PERFORMED						DISTRIBUTION OF WORK					
ITEM		UNIT		QUANTITY		EFFECTIVE WORKING TIME (CHARGEABLE TO COST OF WORK)				HR.	MIN.
AVERAGE WIDTH OF CUT		FT		140		PUMPING OR DREDGING				15	25
TOTAL ADVANCE THIS PERIOD		FT		334		PCT OF EFFECTIVE TIME					
TOTAL ADVANCE PREVIOUSLY		FT		3956		BOOSTER (IN LINE)					
TOTAL ADVANCE TO DATE		FT		4290		NON-EFFECTIVE WORKING TIME (CHARGEABLE COST OF WORK)					
SCOWS LOADED		NUMBER				HANDLING PIPE LINES					
AVERAGE LOAD PER SCOW		CY				HANDLING ANCHOR LINES					45
FLOATING PIPE 1000'		SHORE PIPE 1000'		SUBMERGED PIPE		CLEARING PUMP AND PUMP LINES				1	25
TOTAL LENGTH OF DISCHARGE PIPE		FT		2000		CLEARING CUTTER AND SUCTION HEAD					
CUBIC YARDS REMOVED		GROSS		CREDITED		WAITING FOR SCOWS					
AMOUNT DREDGE THIS DATE		1908		1717		TO AND FROM WHARF OR ANCHORAGE					
AMOUNT PREVIOUSLY REPORTED		43719		39350		CHANGING LOCATION OF PLANT ON JOB				1	55
TOTAL AMOUNT DREDGED TO DATE		45627		41067		LOSS DUE TO OPPOSING NATURAL ELEMENTS					
AMOUNT DREDGED PER PUMPING/CUTTING HR		124		111		SHORE LINE AND SHORE WORK					
OPERATING SUPPLIES						WAITING FOR BOOSTER					
COMMODITY		CONSUMED		CREDITED		MINOR OPERATING REPAIRS (EXPLAIN IN REMARKS)					
ITEM	UNIT	QUANTITY		QUANTITY		WAITING FOR ATTENDANT PLANT					
FUEL	BBL					PREPARATION AND MAKING UP TOW					
ELECTRICITY	KW					TRANSFERRING PLANT BETWEEN WORKS					
LUBRICANTS	GAL					LAY TIME OFF SHIFT AND SATURDAYS					
MOB DATE		DREDGE START		DEMOB DATE		SUNDAYS AND HOLIDAYS					
						FIRE DRILL					
						MOVING OUT OF WAY OF TRAFFIC				4	10
						MISCELLANEOUS (EXPLAIN IN REMARKS)					
						TOTAL NON-EFFECTIVE TIME				8	15
						PCT. OF NON-EFFECTIVE					
						TOTAL EFFECTIVE AND NON-EFFECTIVE TIME (CHARGEABLE TO COST OF WORK)				23	40

QUALITY CONTROL REPORT-BUCKET/PIPELINE					PAGE NO. 2	
CONTRACT NO. W912 78-18-D-0-103		CONTRACT TITLE Maintenance Dredge BW & T		CONTRACTOR Mike Hooks/Coastal Dredging		REPORT NO. 25
DREDGE						DATE 06/22/2019
ATTENDANT PLANT				LOST TIME (NOT CHARGEABLE TO COST OF WORK)		
ITEM	NAME OR NUMBER	H.P.	HOURS		HR	MIN
				MAJOR REPAIRS		
				CESSATION		
				COLLISIONS		
				MISCELLANEOUS		20
				TOTAL LOST TIME		
				PERCENTAGE OF TOTAL TIME		
				TOTAL TIME IN PERIOD		20

QC NARRATIVE(S)
GENERAL COMMENTS
 misc lost time to service the dredge.
 Fred Davis USACE instructed to dredge until the toes at 24+50 are clear then relocate to 8+00 and re-sweep from 8+00 to 19+75.



SA, ET.
 All crew members were observed wearing required ppe.

CONTRACTOR CERTIFICATION		On behalf of the contractor, I certify that this Report is complete and correct and all equipment and material used and work performed during this Reporting period are in compliance with the contract plans and specifications, to the best of my knowledge, except as noted above.	
QC REPRESENTATIVE'S SIGNATURE 		DATE 6/23/2019	SUPERINTENDENT'S INITIALS CEV
		DATE 6/23/2019	



QUALITY CONTROL REPORT-BUCKET/PIPELINE										PAGE NO. 1	
CONTRACT NO. W912 78-18-D-0-103		CONTRACT TITLE Maintenance Dredge BW & T				CONTRACTOR Mike Hooks/Coastal Dredging				REPORT NO. 26	
CHARACTER OF REPORT		<input checked="" type="checkbox"/> MAINTENANCE <input type="checkbox"/> NEW WORK <input type="checkbox"/> ENVIRONMENTAL								DATE 06/23/2019	
DREDGE		NAME AND TYPE Coastal Rose DSC 18" Shark				SHIFTS PER DAY 2		DAYS PER WEEK 7			
		SIZE		HORSEPOWER		NO. OF CREW MEMBERS					
		PIPELINE 18"	DIPPER OR BUCKET	DREDGE PUMP 1200	SUCTION PIPE JET	CUTTER OR BUCKET 300 H.P.	DREDGE 16	SHORE 4	OTHER	TOTAL 20	
LOCATION/CHANNEL OF WORK											
LOCATION OF WORK		REACH DREDGED; STATION TO STATION 10+43 to 14+80			DISPOSAL AREA USED Site E Singleton		QTY DEPOSITED GROSS (CY) 1133		CUMMULATIVE AND QTY DEPOSIT FOR DA (CY) 22916		
CHARACTER OF MATERIAL (%)		GRAVEL 20	SAND 75	CLAY	MUD	SILT	HARDPAN	STONE	SHELL	OTHER 5	
CHANNEL CONDITION		AVERAGE DEPTH			BEFORE DREDGING 11			AFTER DREDGING 11.5			
RIVER/TIDE STAGE		MIN 2.1		TIME		MAX		TIME		GAGE LOCATION	
		MIN		TIME		MAX 2.5		TIME		GAGE DATUM msl	
WEATHER CONDITION		WEATHER Clear			TEMP (min/max) 70/93		VISIBILITY Clear		WIND Calm		
WORK PERFORMED						DISTRIBUTION OF WORK					
ITEM		UNIT		QUANTITY		EFFECTIVE WORKING TIME (CHARGEABLE TO COST OF WORK)				HR.	MIN.
AVERAGE WIDTH OF CUT		FT		140		PUMPING OR DREDGING				18	40
TOTAL ADVANCE THIS PERIOD		FT		437		PCT OF EFFECTIVE TIME					
TOTAL ADVANCE PREVIOUSLY		FT		4290		BOOSTER (IN LINE)					
TOTAL ADVANCE TO DATE		FT		4727		NON-EFFECTIVE WORKING TIME (CHARGEABLE COST OF WORK)					
SCOWS LOADED		NUMBER				HANDLING PIPE LINES					
AVERAGE LOAD PER SCOW		CY				HANDLING ANCHOR LINES					55
						CLEARING PUMP AND PUMP LINES				3	20
						CLEARING CUTTER AND SUCTION HEAD					35
FLOATING PIPE 1000'		SHORE PIPE 1000'		SUBMERGED PIPE		WAITING FOR SCOWS					
TOTAL LENGTH OF DISCHARGE PIPE		FT		2000		TO AND FROM WHARF OR ANCHORAGE					
CUBIC YARDS REMOVED		GROSS		CREDITED		CHANGING LOCATION OF PLANT ON JOB					
AMOUNT DREDGE THIS DATE		1133		1020		LOSS DUE TO OPPOSING NATURAL ELEMENTS					
AMOUNT PREVIOUSLY REPORTED		45627		41067		SHORE LINE AND SHORE WORK					
TOTAL AMOUNT DREDGED TO DATE		46760		42087		WAITING FOR BOOSTER					
AMOUNT DREDGED PER PUMPING/CUTTING HR		61		55		MINOR OPERATING REPAIRS (EXPLAIN IN REMARKS)					
						WAITING FOR ATTENDANT PLANT					
						PREPARATION AND MAKING UP TOW					
						TRANSFERRING PLANT BETWEEN WORKS					
						LAY TIME OFF SHIFT AND SATURDAYS					
						SUNDAYS AND HOLIDAYS					
						FIRE DRILL					
						MOVING OUT OF WAY OF TRAFFIC					30
						MISCELLANEOUS (EXPLAIN IN REMARKS)					
						TOTAL NON-EFFECTIVE TIME				5	20
						PCT. OF NON-EFFECTIVE					
MOB DATE		DREDGE START		DEMOB DATE		TOTAL EFFECTIVE AND NON-EFFECTIVE TIME (CHARGEABLE TO COST OF WORK)				24	00

QUALITY CONTROL REPORT-BUCKET/PIPELINE						PAGE NO. 2	
CONTRACT NO. W912 78-18-D-0-103		CONTRACT TITLE Maintenance Dredge BW & T		CONTRACTOR Mike Hooks/Coastal Dredging		REPORT NO. 26	
DREDGE						DATE 06/23/2019	
ATTENDANT PLANT				LOST TIME (NOT CHARGEABLE TO COST OF WORK)			
ITEM	NAME OR NUMBER	H.P.	HOURS		HR	MIN	
				MAJOR REPAIRS			
				CESSATION			
				COLLISIONS			
				MISCELLANEOUS			
				TOTAL LOST TIME			
				PERCENTAGE OF TOTAL TIME			
				TOTAL TIME IN PERIOD			
QC NARRATIVE(S) GENERAL COMMENTS							
SAFETY All crew members observed wearing required ppe.							
CONTRACTOR CERTIFICATION		On behalf of the contractor, I certify that this Report is complete and correct and all equipment and material used and work performed during this Reporting period are in compliance with the contract plans and specifications, to the best of my knowledge, except as noted above.					
QC REPRESENTATIVE'S SIGNATURE		DATE		SUPERINTENDENT'S INITIALS		DATE	
		6/24/2019		CEW		6/24/2019	

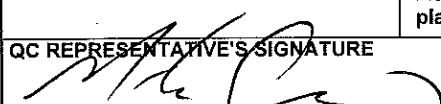

QUALITY CONTROL REPORT-BUCKET/PIPELINE										PAGE NO. 1	
CONTRACT NO. W912 78-18-D-0-103		CONTRACT TITLE Maintenance Dredge BW & T				CONTRACTOR Mike Hooks/Coastal Dredging				REPORT NO. 27	
CHARACTER OF REPORT		<input checked="" type="checkbox"/> MAINTENANCE <input type="checkbox"/> NEW WORK <input type="checkbox"/> ENVIRONMENTAL								DATE 06/24/2019	
DREDGE		NAME AND TYPE Coastal Rose DSC 18" Shark				SHIFTS PER DAY 2500'		DAYS PER WEEK 7			
		SIZE		HORSEPOWER			NO. OF CREW MEMBERS				
		PIPELINE 18"	DIPPER OR BUCKET	DREDGE PUMP 1200	SUCTION PIPE JET	CUTTER OR BUCKET 300 H.P.	DREDGE 17	SHORE 4	OTHER	TOTAL 21	
LOCATION/CHANNEL OF WORK											
LOCATION OF WORK		REACH DREDGED; STATION TO STATION 14+80 to 18+62			DISPOSAL AREA USED Site E Singleton		QTY DEPOSITED GROSS (CY) 990		CUMMULATIVE AND QTY DEPOSIT FOR DA (CY) 23906		
CHARACTER OF MATERIAL (%)		GRAVEL 20	SAND 75	CLAY	MUD	SILT	HARDPAN	STONE	SHELL	OTHER 5	
CHANNEL CONDITION		AVERAGE DEPTH			BEFORE DREDGING 11			AFTER DREDGING 11.5			
RIVER/TIDE STAGE		MIN 2.5		TIME	MAX 2.7		TIME	GAGE LOCATION			
		MIN		TIME	MAX		TIME	GAGE DATUM msl			
WEATHER CONDITION		WEATHER Clear			TEMP (min/max) 75/92		VISIBILITY Clear		WIND Calm		
WORK PERFORMED						DISTRIBUTION OF WORK					
ITEM		UNIT		QUANTITY		EFFECTIVE WORKING TIME (CHARGEABLE TO COST OF WORK)				HR.	MIN.
AVERAGE WIDTH OF CUT		FT		140		PUMPING OR DREDGING				15	47
TOTAL ADVANCE THIS PERIOD		FT		382		PCT OF EFFECTIVE TIME					
TOTAL ADVANCE PREVIOUSLY		FT		4727		BOOSTER (IN LINE)					
TOTAL ADVANCE TO DATE		FT		5109		NON-EFFECTIVE WORKING TIME (CHARGEABLE COST OF WORK)					
SCOWS LOADED		NUMBER				HANDLING PIPE LINES					
AVERAGE LOAD PER SCOW		CY				HANDLING ANCHOR LINES				1	06
FLOATING PIPE 1000'		SHORE PIPE 1000'		SUBMERGED PIPE		CLEARING PUMP AND PUMP LINES				6	47
TOTAL LENGTH OF DISCHARGE PIPE		FT		2000		CLEARING CUTTER AND SUCTION HEAD					10
CUBIC YARDS REMOVED		GROSS		CREDITED		WAITING FOR SCOWS					
AMOUNT DREDGE THIS DATE		990		891		TO AND FROM WHARF OR ANCHORAGE					
AMOUNT PREVIOUSLY REPORTED		46760		42087		CHANGING LOCATION OF PLANT ON JOB					
TOTAL AMOUNT DREDGED TO DATE		47750		42978		LOSS DUE TO OPPOSING NATURAL ELEMENTS					
AMOUNT DREDGED PER PUMPING/CUTTING HR		63		56		SHORE LINE AND SHORE WORK					
OPERATING SUPPLIES						WAITING FOR BOOSTER					
COMMODITY		CONSUMED		CREDITED		MINOR OPERATING REPAIRS (EXPLAIN IN REMARKS)					
ITEM	UNIT	QUANTITY		QUANTITY		WAITING FOR ATTENDANT PLANT					
FUEL	BBL					PREPARATION AND MAKING UP TOW					
ELECTRICITY	KW					TRANSFERRING PLANT BETWEEN WORKS					
LUBRICANTS	GAL					LAY TIME OFF SHIFT AND SATURDAYS					
MOB DATE	DREDGE START	DEMOB DATE				SUNDAYS AND HOLIDAYS					
						FIRE DRILL					
						MOVING OUT OF WAY OF TRAFFIC					
						MISCELLANEOUS (EXPLAIN IN REMARKS)					
						TOTAL NON-EFFECTIVE TIME				8	03
						PCT. OF NON-EFFECTIVE					
						TOTAL EFFECTIVE AND NON-EFFECTIVE TIME (CHARGEABLE TO COST OF WORK)				23	50

QUALITY CONTROL REPORT-BUCKET/PIPELINE						PAGE NO. 2	
CONTRACT NO. W912 78-18-D-0-103		CONTRACT TITLE Maintenance Dredge BW & T		CONTRACTOR Mike Hooks/Coastal Dredging		REPORT NO. 27	
DREDGE						DATE 06/24/2019	
ATTENDANT PLANT				LOST TIME (NOT CHARGEABLE TO COST OF WORK)			
ITEM	NAME OR NUMBER	H.P.	HOURS		HR	MIN	
				MAJOR REPAIRS			
				CESSATION			
				COLLISIONS			
				MISCELLANEOUS		10	
				TOTAL LOST TIME			
				PERCENTAGE OF TOTAL TIME			
				TOTAL TIME IN PERIOD		10	
QC NARRATIVE(S) GENERAL COMMENTS Misc lost time to change fuel filter on main engine. J. Robb tender boat was placed out of service at 7am to change cutless bearings. S T Y All crew members observed wearing required ppe.							
CONTRACTOR CERTIFICATION		On behalf of the contractor, I certify that this Report is complete and correct and all equipment and material used and work performed during this Reporting period are in compliance with the contract plans and specifications, to the best of my knowledge, except as noted above.					
QC REPRESENTATIVE'S SIGNATURE 		DATE 6/25/2019		SUPERINTENDENT'S INITIALS 		DATE 6/25/2019	


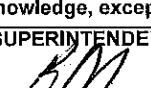
QUALITY CONTROL REPORT-BUCKET/PIPELINE										PAGE NO. 1	
CONTRACT NO. W912 78-18-D-0-103		CONTRACT TITLE Maintenance Dredge BW & T		CONTRACTOR Mike Hooks/Coastal Dredging				REPORT NO. 28			
CHARACTER OF REPORT		<input checked="" type="checkbox"/> MAINTENANCE <input type="checkbox"/> NEW WORK <input type="checkbox"/> ENVIRONMENTAL						DATE 06/25/2019			
DREDGE	NAME AND TYPE Coastal Rose				DSC 18" Shark		SHIFTS PER DAY 2		DAYS PER WEEK 7		
	SIZE		HORSEPOWER				NO. OF CREW MEMBERS				
	PIPELINE 18"	DIPPER OR BUCKET	DREDGE PUMP 1200	SUCTION PIPE JET	CUTTER OR BUCKET 300 H.P.	DREDGE 17	SHORE 4	OTHER	TOTAL 21		
LOCATION/CHANNEL OF WORK											
LOCATION OF WORK		REACH DREDGED; STATION TO STATION 18+62 to 20+14		DISPOSAL AREA USED Site E Singleton		QTY DEPOSITED GROSS (CY) 788		CUMMULATIVE AND QTY DEPOSIT FOR DA (CY) 24696			
CHARACTER OF MATERIAL (%)		GRAVEL 20	SAND 75	CLAY	MUD	SILT	HARDPAN	STONE	SHELL	OTHER 5	
CHANNEL CONDITION		AVERAGE DEPTH			BEFORE DREDGING 10.5			AFTER DREDGING 11.5			
RIVER/TIDE STAGE		MIN 2.6		TIME		MAX 2.7		TIME		GAGE LOCATION	
		MIN		TIME		MAX		TIME		GAGE DATUM msl	
WEATHER CONDITION		WEATHER Clear			TEMP (min/max) 75/93		VISIBILITY Clear		WIND Calm		
WORK PERFORMED						DISTRIBUTION OF WORK					
ITEM		UNIT		QUANTITY		EFFECTIVE WORKING TIME (CHARGEABLE TO COST OF WORK)				HR.	MIN.
AVERAGE WIDTH OF CUT		FT		140		PUMPING OR DREDGING				6	58
TOTAL ADVANCE THIS PERIOD		FT		152		PCT OF EFFECTIVE TIME					
TOTAL ADVANCE PREVIOUSLY		FT		5109		BOOSTER (IN LINE)					
TOTAL ADVANCE TO DATE		FT		5261		NON-EFFECTIVE WORKING TIME (CHARGEABLE COST OF WORK)					
SCOWS LOADED		NUMBER				HANDLING PIPE LINES					
AVERAGE LOAD PER SCOW		CY				HANDLING ANCHOR LINES					13
FLOATING PIPE 1000'		SHORE PIPE 1000'		SUBMERGED PIPE		CLEARING PUMP AND PUMP LINES				1	25
TOTAL LENGTH OF DISCHARGE PIPE		FT		2000		CLEARING CUTTER AND SUCTION HEAD					4
CUBIC YARDS REMOVED		GROSS		CREDITED		WAITING FOR SCOWS					
AMOUNT DREDGE THIS DATE		788		709		TO AND FROM WHARF OR ANCHORAGE					
AMOUNT PREVIOUSLY REPORTED		47750		42978		CHANGING LOCATION OF PLANT ON JOB					
TOTAL AMOUNT DREDGED TO DATE		48538		43687		LOSS DUE TO OPPOSING NATURAL ELEMENTS					
AMOUNT DREDGED PER PUMPING/CUTTING HR		113		102		SHORE LINE AND SHORE WORK					
OPERATING SUPPLIES						WAITING FOR BOOSTER					
COMMODITY		CONSUMED		CREDITED		MINOR OPERATING REPAIRS (EXPLAIN IN REMARKS)					
ITEM	UNIT	QUANTITY		QUANTITY		WAITING FOR ATTENDANT PLANT					
FUEL	BBL					PREPARATION AND MAKING UP TOW					
ELECTRICITY	KW					TRANSFERRING PLANT BETWEEN WORKS					
LUBRICANTS	GAL					LAY TIME OFF SHIFT AND SATURDAYS					
MOB DATE		DREDGE START		DEMOB DATE		SUNDAYS AND HOLIDAYS					
						FIRE DRILL					
						MOVING OUT OF WAY OF TRAFFIC					
						MISCELLANEOUS (EXPLAIN IN REMARKS)					
						TOTAL NON-EFFECTIVE TIME				1	42
						PCT. OF NON-EFFECTIVE					
						TOTAL EFFECTIVE AND NON-EFFECTIVE TIME (CHARGEABLE TO COST OF WORK)				8	40



QUALITY CONTROL REPORT-BUCKET/PIPELINE					PAGE NO. 2	
CONTRACT NO. W912 78-18-D-0-103		CONTRACT TITLE Maintenance Dredge BW & T		CONTRACTOR Mike Hooks/Coastal Dredging		REPORT NO. 28
DREDGE						DATE 06/25/2019
ATTENDANT PLANT				LOST TIME (NOT CHARGEABLE TO COST OF WORK)		
ITEM	NAME OR NUMBER	H.P.	HOURS		HR	MIN
				MAJOR REPAIRS		
				CESSATION		
				COLLISIONS		
				MISCELLANEOUS	15	20
				TOTAL LOST TIME		
				PERCENTAGE OF TOTAL TIME		
				TOTAL TIME IN PERIOD	15	20
<p>QC NARRATIVE(S)</p> <p>GENERAL COMMENTS</p> <p>misc lost time for intermediate mobilization. Fred Davis USACE directed dredge to finish cut at sta. 20+14. East Bassett cut complete. AD survey complete. Corps surveyors on site. Intermediate mobilization to Coffeenville started.</p> <p>SAFETY</p> <p>All crew members observed wearing required ppe.</p>						
CONTRACTOR CERTIFICATION		On behalf of the contractor, I certify that this Report is complete and correct and all equipment and material used and work performed during this Reporting period are in compliance with the contract plans and specifications, to the best of my knowledge, except as noted above.				
QC REPRESENTATIVE'S SIGNATURE 		DATE 6/26/2019		SUPERINTENDENT'S INITIALS 		DATE 6/26/2019

QUALITY CONTROL REPORT-BUCKET/PIPELINE										PAGE NO. 1		
CONTRACT NO. W912 78-18-D-0-103		CONTRACT TITLE Maintenance Dredge BW & T				CONTRACTOR Mike Hooks/Coastal Dredging				REPORT NO. 29		
CHARACTER OF REPORT		<input checked="" type="checkbox"/> MAINTENANCE <input type="checkbox"/> NEW WORK <input type="checkbox"/> ENVIRONMENTAL								DATE 06/26/2019		
DREDGE		NAME AND TYPE Coastal Rose DSC 18" Shark				SHIFTS PER DAY 2		DAYS PER WEEK 7				
		SIZE		HORSEPOWER		NO. OF CREW MEMBERS						
		PIPELINE 18"	DIPPER OR BUCKET	DREDGE PUMP 1200	SUCTION PIPE JET	CUTTER OR BUCKET 300 H.P.	DREDGE 15	SHORE 4	OTHER	TOTAL 19		
LOCATION/CHANNEL OF WORK												
LOCATION OF WORK		REACH DREDGED; STATION TO STATION			DISPOSAL AREA USED Coffeerville AC			QTY DEPOSITED GROSS (CY) 0		CUMMULATIVE AND QTY DEPOSIT FOR DA (CY) 0		
CHARACTER OF MATERIAL (%)		GRAVEL	SAND	CLAY	MUD	SILT	HARDPAN	STONE	SHELL	OTHER		
CHANNEL CONDITION		AVERAGE DEPTH			BEFORE DREDGING			AFTER DREDGING 13				
RIVER/TIDE STAGE		MIN		TIME		MAX		TIME		GAGE LOCATION		
		MIN		TIME		MAX		TIME		GAGE DATUM msl		
WEATHER CONDITION		WEATHER Clear			TEMP (min/max) 75/93		VISIBILITY Clear		WIND Calm			
WORK PERFORMED						DISTRIBUTION OF WORK						
ITEM		UNIT		QUANTITY		EFFECTIVE WORKING TIME (CHARGEABLE TO COST OF WORK)				HR.	MIN.	
AVERAGE WIDTH OF CUT		FT		140		PUMPING OR DREDGING						
TOTAL ADVANCE THIS PERIOD		FT		0		PCT OF EFFECTIVE TIME						
TOTAL ADVANCE PREVIOUSLY		FT		5261		BOOSTER (IN LINE)						
TOTAL ADVANCE TO DATE		FT		5261		NON-EFFECTIVE WORKING TIME (CHARGEABLE COST OF WORK)						
SCOWS LOADED		NUMBER				HANDLING PIPE LINES						
AV. SEIL LOAD PER SCOW		CY				HANDLING ANCHOR LINES						
FLOATING PIPE 1000'		SHORE PIPE 1000'		SUBMERGED PIPE		CLEARING PUMP AND PUMP LINES						
TOTAL LENGTH OF DISCHARGE PIPE		FT		2000		CLEARING CUTTER AND SUCTION HEAD						
CUBIC YARDS REMOVED		GROSS		CREDITED		WAITING FOR SCOWS						
AMOUNT DREDGE THIS DATE		0		0		TO AND FROM WHARF OR ANCHORAGE						
AMOUNT PREVIOUSLY REPORTED		48538		43687		CHANGING LOCATION OF PLANT ON JOB						
TOTAL AMOUNT DREDGED TO DATE		48538		43687		LOSS DUE TO OPPOSING NATURAL ELEMENTS						
AMOUNT DREDGED PER PUMPING/CUTTING HR		0		0		SHORE LINE AND SHORE WORK						
OPERATING SUPPLIES						WAITING FOR BOOSTER						
COMMODITY		CONSUMED		CREDITED		MINOR OPERATING REPAIRS (EXPLAIN IN REMARKS)						
ITEM	UNIT	QUANTITY		QUANTITY		WAITING FOR ATTENDANT PLANT						
FUEL	BBL					PREPARATION AND MAKING UP TOW						
ELECTRICITY	KW					TRANSFERRING PLANT BETWEEN WORKS						
LUBRICANTS	GAL					LAY TIME OFF SHIFT AND SATURDAYS						
MOB DATE	DREDGE START	DEMOB DATE				SUNDAYS AND HOLIDAYS						
						FIRE DRILL						
						MOVING OUT OF WAY OF TRAFFIC						
						MISCELLANEOUS (EXPLAIN IN REMARKS)						
						TOTAL NON-EFFECTIVE TIME						
						PCT. OF NON-EFFECTIVE						
						TOTAL EFFECTIVE AND NON-EFFECTIVE TIME (CHARGEABLE TO COST OF WORK)						


QUALITY CONTROL REPORT-BUCKET/PIPELINE					PAGE NO. 2	
CONTRACT NO. W912 -18-D-0-103		CONTRACT TITLE Maintenance Dredge BW & T		CONTRACTOR Mike Hooks/Coastal Dredging		REPORT NO. 29
DREDGE						DATE 06/26/2019
ATTENDANT PLANT				LOST TIME (NOT CHARGEABLE TO COST OF WORK)		
ITEM	NAME OR NUMBER	H.P.	HOURS		HR	MIN
				MAJOR REPAIRS		
				CESSATION		
				COLLISIONS		
				MISCELLANEOUS	24	00
				TOTAL LOST TIME		
				PERCENTAGE OF TOTAL TIME		
				TOTAL TIME IN PERIOD	24	00
QC NARRATIVE(S) GENERAL COMMENTS Misc lost time for intermediate mobilization. Corps sign was installed at Bud's Landing. Dumpster was removed at Jackson boat ramp.						
SAFETY All crew members were observed wearing required ppe.						
CONTRACTOR CERTIFICATION		On behalf of the contractor, I certify that this Report is complete and correct and all equipment and material used and work performed during this Reporting period are in compliance with the contract plans and specifications, to the best of my knowledge, except as noted above.				
QC REPRESENTATIVE'S SIGNATURE 		DATE 6/27/2019		SUPERINTENDENT'S INITIALS 		DATE 6/27/2019

QUALITY CONTROL REPORT-BUCKET/PIPELINE										PAGE NO. 1	
CONTRACT NO. W912 78-18-D-0-103		CONTRACT TITLE Maintenance Dredge BW & T				CONTRACTOR Mike Hooks/Coastal Dredging				REPORT NO. 300 H.P. 30	
CHARACTER OF REPORT		<input checked="" type="checkbox"/> MAINTENANCE <input type="checkbox"/> NEW WORK <input type="checkbox"/> ENVIRONMENTAL								DATE 06/27/2019	
DREDGE		NAME AND TYPE Coastal Rose DSC 18" Shark				SHIFTS PER DAY 2		DAYS PER WEEK 7			
		SIZE		HORSEPOWER		NO. OF CREW MEMBERS					
		PIPELINE 18"	DIPPER OR BUCKET	DREDGE PUMP 1200	SUCTION PIPE JET	CUTTER OR BUCKET 300 H.P.	DREDGE 15	SHORE 4	OTHER	TOTAL 19	
LOCATION/CHANNEL OF WORK											
LOCATION OF WORK		REACH DREDGED; STATION TO STATION 34+96 to 36+80			DISPOSAL AREA USED Coffeerville AC		QTY DEPOSITED GROSS (CY) 2244		CUMMULATIVE AND QTY DEPOSIT FOR DA (CY) 2244		
CHARACTER OF MATERIAL (%)		GRAVEL	SAND	CLAY	MUD 95	SILT	HARDPAN	STONE	SHELL	OTHER 5	
CHANNEL CONDITION		AVERAGE DEPTH			BEFORE DREDGING 10.5			AFTER DREDGING 13			
RIVER/TIDE STAGE		MIN 3.1		TIME		MAX 3.3		TIME		GAGE LOCATION	
		MIN		TIME		MAX		TIME		GAGE DATUM msl	
WEATHER CONDITION		WEATHER Partly Cloudy			TEMP (min/max) 75/92		VISIBILITY Clear		WIND light and variable		
WORK PERFORMED						DISTRIBUTION OF WORK					
ITEM		UNIT		QUANTITY		EFFECTIVE WORKING TIME (CHARGEABLE TO COST OF WORK)				HR.	MIN.
AVERAGE WIDTH OF CUT		FT		130		PUMPING OR DREDGING				9	24
TOTAL ADVANCE THIS PERIOD		FT		184		PCT OF EFFECTIVE TIME					
TOTAL ADVANCE PREVIOUSLY		FT		5261		BOOSTER (IN LINE)					
TO ADVANCE DATE		FT		5445		NON-EFFECTIVE WORKING TIME (CHARGEABLE COST OF WORK)					
SCOWS LOADED		NUMBER				HANDLING PIPE LINES				3	30
AVERAGE LOAD PER SCOW		CY				HANDLING ANCHOR LINES				1	59
FLOATING PIPE 1250 SHORE PIPE 1250 SUBMERGED PIPE						CLEARING PUMP AND PUMP LINES				5	35
TOTAL LENGTH OF DISCHARGE PIPE FT 2500						CLEARING CUTTER AND SUCTION HEAD					
CUBIC YARDS REMOVED		GROSS		CREDITED		WAITING FOR SCOWS					
AMOUNT DREDGE THIS DATE		2244		2019		TO AND FROM WHARF OR ANCHORAGE					
AMOUNT PREVIOUSLY REPORTED		48538		43687		CHANGING LOCATION OF PLANT ON JOB					
TOTAL AMOUNT DREDGED TO DATE		50782		45706		LOSS DUE TO OPPOSING NATURAL ELEMENTS					
AMOUNT DREDGED PER PUMPING/CUTTING HR		238		215		SHORE LINE AND SHORE WORK					
OPERATING SUPPLIES						WAITING FOR BOOSTER					
COMMODITY		CONSUMED		CREDITED		MINOR OPERATING REPAIRS (EXPLAIN IN REMARKS)					
ITEM	UNIT	QUANTITY		QUANTITY		WAITING FOR ATTENDANT PLANT					
FUEL	BBL					PREPARATION AND MAKING UP TOW					
ELECTRICITY	KW					TRANSFERRING PLANT BETWEEN WORKS					
LUBRICANTS	GAL					LAY TIME OFF SHIFT AND SATURDAYS					
MOB DATE	DREDGE START	DEMOB DATE				SUNDAYS AND HOLIDAYS					
						FIRE DRILL					
						MOVING OUT OF WAY OF TRAFFIC					
						MISCELLANEOUS (EXPLAIN IN REMARKS)					
						TOTAL NON-EFFECTIVE TIME				11	04
						PCT. OF NON-EFFECTIVE					
						TOTAL EFFECTIVE AND NON-EFFECTIVE TIME (CHARGEABLE TO COST OF WORK)				20	28


QUALITY CONTROL REPORT-BUCKET/PIPELINE					PAGE NO. 2		
CONTRACT NO. W912 78-18-D-0-103		CONTRACT TITLE Maintenance Dredge BW & T		CONTRACTOR Mike Hooks/Coastal Dredging		REPORT NO. 300 H.P.	
DREDGE						DATE 06/27/2019	
ATTENDANT PLANT				LOST TIME (NOT CHARGEABLE TO COST OF WORK)			
ITEM	NAME OR NUMBER	H.P.	HOURS		HR	MIN	
				MAJOR REPAIRS			
				CESSATION			
				COLLISIONS			
				MISCELLANEOUS	3	32	
				TOTAL LOST TIME			
				PERCENTAGE OF TOTAL TIME			
				TOTAL TIME IN PERIOD	3	32	
QC NARRATIVE(S) GENERAL COMMENTS Fred Davis USACE instructed dredge to start up at 34+96, dig to 37+70, then relocate to 31+00. Instructed to extend port (west) toe 5'. Added pipeline 500' of pipeline on shore and pushed 250' of it into the water with floats. 5% other material is large rock softball size and larger. 3hr 32min lost time due to intermediate mobilization. SAFETY All crew members observed wearing required ppe. Inspection of pipeline found floats and lighting to be adequate and no leaks.							
CONTRACTOR CERTIFICATION		On behalf of the contractor, I certify that this Report is complete and correct and all equipment and material used and work performed during this Reporting period are in compliance with the contract plans and specifications, to the best of my knowledge, except as noted above.					
QC REPRESENTATIVE'S SIGNATURE 		DATE 6/28/2019		SUPERINTENDENT'S INITIALS 		DATE 6/28/2019	

QUALITY CONTROL REPORT-BUCKET/PIPELINE					PAGE NO. 2	
CONTRACT NO. W912 78-18-D-0-103		CONTRACT TITLE Maintenance Dredge BW & T		CONTRACTOR Mike Hooks/Coastal Dredging		REPORT NO. 31
DREDGE						DATE 06/28/2019
ATTENDANT PLANT				LOST TIME (NOT CHARGEABLE TO COST OF WORK)		
ITEM	NAME OR NUMBER	H.P.	HOURS		HR	MIN
				MAJOR REPAIRS		
				CESSATION		
				COLLISIONS		
				MISCELLANEOUS		
				TOTAL LOST TIME		
				PERCENTAGE OF TOTAL TIME		
				TOTAL TIME IN PERIOD		
<p>QC NARRATIVE(S) GENERAL COMMENTS See supplement</p> <p>SAFETY All crew members were observed wearing required ppe. Pipe inspection found lighting to be adiquate and additional floats needed near shore connection. 3 additional floats were added. No leaks observed.</p>						
CONTRACTOR CERTIFICATION		On behalf of the contractor, I certify that this Report is complete and correct and all equipment and material used and work performed during this Reporting period are in compliance with the contract plans and specifications, to the best of my knowledge, except as noted above.				
QC REPRESENTATIVE'S SIGNATURE 		DATE 6/29/2019		SUPERINTENDENT'S INITIALS 		DATE 6/29/2019

QUALITY CONTROL REPORT-BUCKET/PIPELINE										PAGE NO. 1	
CONTRACT NO. w91278-18-D-0-103		CONTRACT TITLE Maintenance Dredge BW & T				CONTRACTOR Mike Hooks/Coastal Dredging				REPORT NO. 32	
CHARACTER OF REPORT		<input type="checkbox"/> MAINTENANCE <input type="checkbox"/> NEW WORK <input type="checkbox"/> ENVIRONMENTAL								DATE 06/29/2019	
DREDGE		NAME AND TYPE Coastal Rose DSC 18" Shark				SHIFTS PER DAY 2		DAYS PER WEEK 7			
		SIZE		HORSEPOWER		NO. OF CREW MEMBERS					
		PIPELINE 18"	DIPPER OR BUCKET	DREDGE PUMP 1200	SUCTION PIPE JET	CUTTER OR BUCKET 300 H.P.	DREDGE 15	SHORE 4	OTHER	TOTAL 19	
LOCATION/CHANNEL OF WORK											
LOCATION OF WORK		REACH DREDGED; STATION TO STATION 32+10 to 34+92			DISPOSAL AREA USED Coffeerville AC		QTY DEPOSITED GROSS (CY) 4390		CUMMULATIVE AND QTY DEPOSIT FOR DA (CY) 4390		
CHARACTER OF MATERIAL (%)		GRAVEL	SAND	CLAY	MUD 95	SILT	HARDPAN	STONE	SHELL	OTHER 5 rock	
CHANNEL CONDITION		AVERAGE DEPTH			BEFORE DREDGING 10			AFTER DREDGING 13			
RIVER/TIDE STAGE		MIN 3.7		TIME		MAX 3.6		TIME		GAGE LOCATION	
		MIN		TIME		MAX		TIME		GAGE DATUM	
WEATHER CONDITION		WEATHER Clear			TEMP (min/max) 75/92		VISIBILITY clear		WIND Light & Variable		
WORK PERFORMED						DISTRIBUTION OF WORK					
ITEM		UNIT		QUANTITY		EFFECTIVE WORKING TIME (CHARGEABLE TO COST OF WORK)				HR.	MIN.
AVERAGE WIDTH OF CUT		FT		130		PUMPING OR DREDGING				17	24
TOTAL ADVANCE THIS PERIOD		FT		282		PCT OF EFFECTIVE TIME					
TOTAL ADVANCE PREVIOUSLY		FT		5649		BOOSTER (IN LINE)					
TOTAL ADVANCE TO DATE		FT		5931		NON-EFFECTIVE WORKING TIME (CHARGEABLE COST OF WORK)					
SCOWS LOADED		NUMBER				HANDLING PIPE LINES					
AVERAGE LOAD PER SCOW		CY				HANDLING ANCHOR LINES					51
FLOATING PIPE 1250 SHORE PIPE 1250 SUBMERGED PIPE						CLEARING PUMP AND PUMP LINES				3	15
TOTAL LENGTH OF DISCHARGE PIPE FT 2500						CLEARING CUTTER AND SUCTION HEAD				2	
CUBIC YARDS REMOVED		GROSS		CREDITED		WAITING FOR SCOWS					
AMOUNT DREDGE THIS DATE		4390		3951		TO AND FROM WHARF OR ANCHORAGE					
AMOUNT PREVIOUSLY REPORTED		53702		48334		CHANGING LOCATION OF PLANT ON JOB					
TOTAL AMOUNT DREDGED TO DATE		58092		52285		LOSS DUE TO OPPOSING NATURAL ELEMENTS					
AMOUNT DREDGED PER PUMPING/CUTTING HR		227		227		SHORE LINE AND SHORE WORK					
OPERATING SUPPLIES						WAITING FOR BOOSTER					
COMMODITY		CONSUMED		CREDITED		MINOR OPERATING REPAIRS (EXPLAIN IN REMARKS)					
ITEM	UNIT	QUANTITY		QUANTITY		WAITING FOR ATTENDANT PLANT					
FUEL	BBL					PREPARATION AND MAKING UP TOW					
ELECTRICITY	KW					TRANSFERRING PLANT BETWEEN WORKS					
LUBRICANTS	GAL					LAY TIME OFF SHIFT AND SATURDAYS					
MOB DATE	DREDGE START		DEMOB DATE		SUNDAYS AND HOLIDAYS						
						FIRE DRILL					
						MOVING OUT OF WAY OF TRAFFIC					
						MISCELLANEOUS (EXPLAIN IN REMARKS)					
						TOTAL NON-EFFECTIVE TIME					
						PCT. OF NON-EFFECTIVE					
						TOTAL EFFECTIVE AND NON-EFFECTIVE TIME (CHARGEABLE TO COST OF WORK)					

QUALITY CONTROL REPORT-BUCKET/PIPELINE						PAGE NO.	
CONTRACT NO.		CONTRACT TITLE		CONTRACTOR		REPORT NO.	
w91278-18-D-0-103		Maintenance Dredge BW & T		Mike Hooks/Coastal Dredging		32	
DREDGE						DATE 06/29/2019	
ATTENDANT PLANT				LOST TIME (NOT CHARGEABLE TO COST OF WORK)			
ITEM	NAME OR NUMBER	H.P.	HOURS			HR	MIN
				MAJOR REPAIRS			
				CESSATION			
				COLLISIONS			
				MISCELLANEOUS			30
				TOTAL LOST TIME			
				PERCENTAGE OF TOTAL TIME			
				TOTAL TIME IN PERIOD			
QC NARRATIVE(S) GENERAL COMMENTS							
SAFETY							
CONTRACTOR CERTIFICATION		On behalf of the contractor, I certify that this Report is complete and correct and all equipment and material used and work performed during this Reporting period are in compliance with the contract plans and specifications, to the best of my knowledge, except as noted above.					
QC REPRESENTATIVE'S SIGNATURE		DATE		SUPERINTENDENT'S INITIALS		DATE	
		06/30/2019		AM		6-30-19	

QUALITY CONTROL REPORT-BUCKET/PIPELINE										PAGE NO. 1	
CONTRACT NO. W91278-18-D-0-103		CONTRACT TITLE Maintenance Dredge BW & T				CONTRACTOR Mike Hooks/Coastal Dredging				REPORT NO. 33	
CHARACTER OF REPORT		<input type="checkbox"/> MAINTENANCE <input type="checkbox"/> NEW WORK <input type="checkbox"/> ENVIRONMENTAL								DATE 06/30/2019	
DREDGE		NAME AND TYPE Coastal Rose DSC 18" Shark				SHIFTS PER DAY 2		DAYS PER WEEK 7			
		SIZE		HORSEPOWER		NO. OF CREW MEMBERS					
		PIPELINE 18"	DIPPER OR BUCKET	DREDGE PUMP 1200	SUCTION PIPE JET	CUTTER OR BUCKET 300 H.P.	DREDGE 15	SHORE 4	OTHER	TOTAL 19	
LOCATION/CHANNEL OF WORK											
LOCATION OF WORK		REACH DREDGED; STATION TO STATION 34+92 - 35+21 & 27+97 - 29+34			DISPOSAL AREA USED Coffeeville AC		QTY DEPOSITED GROSS (CY) 4304		CUMMULATIVE AND QTY DEPOSIT FOR DA (CY) 4304		
CHARACTER OF MATERIAL (%)		GRAVEL	SAND 95	CLAY	MUD	SILT	HARDPAN	STONE	SHELL	OTHER 5	
CHANNEL CONDITION		AVERAGE DEPTH			BEFORE DREDGING			AFTER DREDGING			
RIVER/TIDE STAGE		MIN 3.6		TIME		MAX 3.6		TIME		GAGE LOCATION	
		MIN		TIME		MAX		TIME		GAGE DATUM	
WEATHER CONDITION		WEATHER Clear			TEMP (min/max) 75/92		VISIBILITY		WIND		
WORK PERFORMED						DISTRIBUTION OF WORK					
ITEM		UNIT		QUANTITY		EFFECTIVE WORKING TIME (CHARGEABLE TO COST OF WORK)				HR.	MIN.
AVERAGE WIDTH OF CUT		FT		140		PUMPING OR DREDGING				17	11
TOTAL ADVANCE THIS PERIOD		FT		166		PCT OF EFFECTIVE TIME					
TOTAL ADVANCE PREVIOUSLY		FT		5931		BOOSTER (IN LINE)					
TOTAL ADVANCE TO DATE		FT		6097		NON-EFFECTIVE WORKING TIME (CHARGEABLE COST OF WORK)					
SCOWS LOADED		NUMBER				HANDLING PIPE LINES					
AVERAGE LOAD PER SCOW		CY				HANDLING ANCHOR LINES				2	27
						CLEARING PUMP AND PUMP LINES				2	48
						CLEARING CUTTER AND SUCTION HEAD					
FLOATING PIPE		SHORE PIPE		SUBMERGED PIPE		WAITING FOR SCOWS					
TOTAL LENGTH OF DISCHARGE PIPE		FT		0		TO AND FROM WHARF OR ANCHORAGE					
CUBIC YARDS REMOVED		GROSS		CREDITED		CHANGING LOCATION OF PLANT ON JOB					34
AMOUNT DREDGE THIS DATE		4304		3873		LOSS DUE TO OPPOSING NATURAL ELEMENTS					
AMOUNT PREVIOUSLY REPORTED		58092		52285		SHORE LINE AND SHORE WORK					
TOTAL AMOUNT DREDGED TO DATE		62396		56158		WAITING FOR BOOSTER					
AMOUNT DREDGED PER PUMPING/CUTTING HR		225		225		MINOR OPERATING REPAIRS (EXPLAIN IN REMARKS)					
						WAITING FOR ATTENDANT PLANT					
						PREPARATION AND MAKING UP TOW					
						TRANSFERRING PLANT BETWEEN WORKS					
COMMODITY		CONSUMED		CREDITED		LAY TIME OFF SHIFT AND SATURDAYS					
ITEM		UNIT		QUANTITY		SUNDAYS AND HOLIDAYS					
FUEL		BBL				FIRE DRILL					
ELECTRICITY		KW				MOVING OUT OF WAY OF TRAFFIC					
LUBRICANTS		GAL				MISCELLANEOUS (EXPLAIN IN REMARKS)					
						TOTAL NON-EFFECTIVE TIME					
MOB DATE		DREDGE START		DEMOB DATE		PCT. OF NON-EFFECTIVE					
						TOTAL EFFECTIVE AND NON-EFFECTIVE TIME (CHARGEABLE TO COST OF WORK)					

QUALITY CONTROL REPORT-BUCKET/PIPELINE						PAGE NO.	
CONTRACT NO.		CONTRACT TITLE		CONTRACTOR		REPORT NO.	
W91278-18-D-0-103		Maintenance Dredge BW & T		Mike Hooks/Coastal Dredging		33	
DREDGE						DATE 06/30/2019	
ATTENDANT PLANT				LOST TIME (NOT CHARGEABLE TO COST OF WORK)			
ITEM	NAME OR NUMBER	H.P.	HOURS			HR	MIN
				MAJOR REPAIRS			60
				CESSATION			
				COLLISIONS			
				MISCELLANEOUS			
				TOTAL LOST TIME			
				PERCENTAGE OF TOTAL TIME			
				TOTAL TIME IN PERIOD			
QC NARRATIVE(S) GENERAL COMMENTS							
SAFETY							
CONTRACTOR CERTIFICATION		On behalf of the contractor, I certify that this Report is complete and correct and all equipment and material used and work performed during this Reporting period are in compliance with the contract plans and specifications, to the best of my knowledge, except as noted above.					
QC REPRESENTATIVE'S SIGNATURE		DATE		SUPERINTENDENT'S INITIALS		DATE	
		07/01/2019		RM		7/1/19	

RMS FORM 4267